



COWICHAN VALLEY REGIONAL DISTRICT

2024 STATEMENT OF FINANCIAL INFORMATION

Table of Contents

	Page
CONSOLIDATED FINANCIAL STATEMENT SECTION	
MANAGEMENT'S RESPONSIBILITY	5
INDEPENDENT AUDITOR'S REPORT	6-8
CONSOLIDATED STATEMENT OF FINANCIAL POSITION	9
CONSOLIDATED STATEMENT OF OPERATIONS.....	10
CONSOLIDATED STATEMENT OF CHANGES IN NET FINANCIAL ASSETS	11
CONSOLIDATED STATEMENT OF CASH FLOWS.....	12
NOTES TO CONSOLIDATED FINANCIAL STATEMENTS.....	13-49
SCHEDULES AND REPORTS	
SCHEDULE OF DIRECTOR REMUNERATION AND EXPENSES	50
SCHEDULE OF EMPLOYEE REMUNERATION AND EXPENSES	51-53
SCHEDULE OF GUARANTEE AND INDEMNITY AGREEMENTS.....	54
STATEMENT OF SEVERANCE AGREEMENT	55
SCHEDULE OF PAYMENTS FOR SUPPLIES AND SERVICES.....	56-58
SCHEDULE OF COMMUNITY GRANTS AND CONTRIBUTIONS	59

Cowichan Valley Regional District

STATEMENT OF FINANCIAL INFORMATION APPROVAL

The undersigned, as authorized by the Financial Information Regulation, Schedule 1, subsection 9(2), approves all the statements and schedules included in this Statement of Financial Information, produced under the *Financial Information Act*.

Tracy Bowen, CPA, CGA
Chief Financial Officer

Anna Segall
Chair

Date

Date

Cowichan Valley Regional District

MANAGEMENT REPORT

The Financial Statements contained in this Statement of Financial Information under the Financial Information Act (the "Act") have been prepared by management in accordance with Canadian public sector accounting standards, and the integrity and objectivity of these statements are management's responsibility. Management is also responsible for all the statements and schedules, and for ensuring that this information is consistent, where appropriate with the information contained in the financial statements.

Management is also responsible for implementation and maintaining a system of internal controls to provide reasonable assurance that reliable financial information is produced.

The Regional Board of Directors is responsible for ensuring that management fulfils its responsibilities for financial reporting and internal controls and exercises this responsibility through the Regional Services Committee of the Board.

The external auditors, KPMG LLP, conduct an independent examination, in accordance with Canadian generally accepted auditing standards, and express their opinion on the financial statements. Their examination does not relate to the other schedules and statements required by the Act. Their examination includes a review and evaluation of the Regional District's system of internal control and appropriate tests and procedures to provide reasonable assurance that the financial statements are presented fairly. The external auditors have full and free access to the Corporate Services Committee of the Board.

On Behalf of Cowichan Valley Regional District

Tracy Bowen, CPA, CGA
Chief Financial Officer, Finance Division
Cowichan Valley Regional District
June 25, 2025

Management's Responsibility for Financial Reporting

Management is responsible for the preparation and fair presentation of the accompanying financial statements, including responsibility for significant accounting judgments and estimates in accordance with Canadian public sector accounting standards. This responsibility includes selecting appropriate accounting principles and methods, and making decisions affecting the measurement of transactions in which objective judgment is required.


In discharging its responsibilities for the integrity and fairness of the financial statements, management designs and maintains the necessary accounting systems and related internal controls to provide reasonable assurance that transactions are authorized, assets are safeguarded and financial records are properly maintained to provide reliable information for the preparation of financial statements.

The Board of Directors are composed of Directors who are neither management nor employees of the Regional District. The Board is responsible for overseeing management in the performance of its financial reporting responsibilities, and for approving the financial information included in the annual financial statements. The Board fulfils these responsibilities by reviewing the financial information prepared by management and discussing relevant matters with management including internal controls over the financial reporting process, auditing matters and financial reporting issues.

KPMG LLP, an independent firm of Chartered Professional Accountants, is appointed by the Board of Directors to audit the financial statements and report directly to them; their report follows. The external auditors have full and free access to management and the Board to discuss their audit findings.



Tracy Bowen
Chief Financial Officer



Danielle Myles Wilson
Chief Administrative Officer

April 30, 2025

INDEPENDENT AUDITOR'S REPORT

To the Board of Directors of Cowichan Valley Regional District

Opinion

We have audited the financial statements of Cowichan Valley Regional District (the Entity), which comprise:

- the statement of financial position as at December 31, 2024
- the statement of operations for the year then ended
- the statement of changes in net financial assets for the year then ended
- the statement of cash flows for the year then ended
- and notes to the financial statements, including a summary of significant accounting policies

(hereinafter referred to as the “financial statements”).

In our opinion, the accompanying financial statements present fairly, in all material respects, the financial position of the Entity as at December 31, 2024, and its results of operations, its changes in net financial assets and its cash flows for the year then ended in accordance with Canadian public sector accounting standards.

Basis for Opinion

We conducted our audit in accordance with Canadian generally accepted auditing standards. Our responsibilities under those standards are further described in the “***Auditor's Responsibilities for the Audit of the Financial Statements***” section of our auditor's report.

We are independent of the Entity in accordance with the ethical requirements that are relevant to our audit of the financial statements in Canada and we have fulfilled our other ethical responsibilities in accordance with these requirements.

We believe that the audit evidence we have obtained is sufficient and appropriate to provide a basis for our opinion.

Responsibilities of Management and Those Charged with Governance for the Financial Statements

Management is responsible for the preparation and fair presentation of the financial statements in accordance with Canadian public sector accounting standards, and for such internal control as management determines is necessary to enable the preparation of financial statements that are free from material misstatement, whether due to fraud or error.

In preparing the financial statements, management is responsible for assessing the Entity's ability to continue as a going concern, disclosing as applicable, matters related to going concern and using the going concern basis of accounting unless management either intends to liquidate the Entity or to cease operations, or has no realistic alternative but to do so.

Those charged with governance are responsible for overseeing the Entity's financial reporting process.

Auditor's Responsibilities for the Audit of the Financial Statements

Our objectives are to obtain reasonable assurance about whether the financial statements as a whole are free from material misstatement, whether due to fraud or error, and to issue an auditor's report that includes our opinion.

Reasonable assurance is a high level of assurance, but is not a guarantee that an audit conducted in accordance with Canadian generally accepted auditing standards will always detect a material misstatement when it exists.

Misstatements can arise from fraud or error and are considered material if, individually or in the aggregate, they could reasonably be expected to influence the economic decisions of users taken on the basis of the financial statements.

As part of an audit in accordance with Canadian generally accepted auditing standards, we exercise professional judgment and maintain professional skepticism throughout the audit.

We also:

- Identify and assess the risks of material misstatement of the financial statements, whether due to fraud or error, design and perform audit procedures responsive to those risks, and obtain audit evidence that is sufficient and appropriate to provide a basis for our opinion.

The risk of not detecting a material misstatement resulting from fraud is higher than for one resulting from error, as fraud may involve collusion, forgery, intentional omissions, misrepresentations, or the override of internal control.

- Obtain an understanding of internal control relevant to the audit in order to design audit procedures that are appropriate in the circumstances, but not for the purpose of expressing an opinion on the effectiveness of the Entity's internal control.



- Evaluate the appropriateness of accounting policies used and the reasonableness of accounting estimates and related disclosures made by management.
- Conclude on the appropriateness of management's use of the going concern basis of accounting and, based on the audit evidence obtained, whether a material uncertainty exists related to events or conditions that may cast significant doubt on the Entity's ability to continue as a going concern. If we conclude that a material uncertainty exists, we are required to draw attention in our auditor's report to the related disclosures in the financial statements or, if such disclosures are inadequate, to modify our opinion. Our conclusions are based on the audit evidence obtained up to the date of our auditor's report. However, future events or conditions may cause the Entity to cease to continue as a going concern.
- Evaluate the overall presentation, structure and content of the financial statements, including the disclosures, and whether the financial statements represent the underlying transactions and events in a manner that achieves fair presentation.
- Communicate with those charged with governance regarding, among other matters, the planned scope and timing of the audit and significant audit findings, including any significant deficiencies in internal control that we identify during our audit.

KPMG LLP

Chartered Professional Accountants

Victoria, Canada
May 1, 2025

**STATEMENT OF FINANCIAL POSITION
AS AT DECEMBER 31, 2024**

	2024	2023
Financial Assets		
Cash & Cash Equivalents (Note 1)	\$ 60,866,938	\$ 53,832,967
Investments (Note 2)	27,177,203	26,475,574
Accounts Receivable (Note 3)	5,688,629	5,654,461
Land Held for Resale (Note 6)	-	248,738
Debt Recoverable from Members (Note 4)	46,673,763	50,118,052
	<u>\$140,406,533</u>	<u>\$136,329,792</u>
Liabilities		
Accounts Payable & Accrued Liabilities (Note 7)	\$ 5,987,694	\$ 5,272,767
Deferred Revenue (Note 8)	4,896,098	3,672,684
Restricted Contributions and Performance Deposits (Note 9)	1,464,051	1,529,262
Employee Future Benefits (Note 10)	168,407	151,180
Asset Retirement Obligations (Note 12)	1,598,960	1,516,858
Short-term Debt (Note 13 & 23)	2,498,210	2,079,256
Long-term Debt		
Regional District (Note 13 & 24)	9,689,110	10,856,724
Members (Note 4)	46,673,763	50,118,052
	<u>\$ 72,976,293</u>	<u>\$ 75,196,783</u>
Net Financial Assets	<u>\$ 67,430,240</u>	<u>\$ 61,133,009</u>
Non-Financial Assets		
Tangible Capital Assets (Note 15 & 22)	\$181,979,114	\$171,399,979
Inventories	31,271	32,020
Prepaid Expenses	230,563	301,838
	<u>182,240,948</u>	<u>171,733,837</u>
Accumulated Surplus (Note 17)	<u>\$249,671,188</u>	<u>\$232,866,846</u>
Contingent Liabilities (Note 14)		
Commitments (Note 19)		
 Tracy Bowen, CPA, CGA, BComm Chief Financial Officer	 Anna Segall Chair	

The accompanying notes are an integral part of these financial statements.

**STATEMENT OF OPERATIONS
FOR THE YEAR ENDED DECEMBER 31, 2024**

	2024 Budget (Note 16)	2024 Actual	2023 Actual
Revenues			
Tax Requisition	\$ 59,237,357	\$ 59,237,357	\$ 50,911,524
User Fees	6,423,917	5,774,842	5,262,863
Parcel Taxes	3,152,884	3,208,849	3,133,999
Government Transfers - Provincial	13,690,135	4,176,882	9,386,100
Government Transfers - Federal	6,038,616	2,904,564	2,416,917
Services Provided to Other Local Governments	65,315	65,315	63,650
Revenue from Own Sources	13,289,987	14,004,454	13,020,968
Other Revenue	2,843,566	4,819,231	2,401,972
Interest Income	776,588	3,419,499	2,983,291
Donations	6,000	854,060	2,532,430
	<u>\$ 105,524,365</u>	<u>\$ 98,465,053</u>	<u>\$ 92,113,714</u>
Expenses (Note 26)			
General Government Services	14,151,396	12,477,418	10,971,264
Vancouver Island Regional Library	2,780,396	2,780,396	2,390,470
Transportation Services	4,717,795	4,421,001	4,275,637
Electoral Area Services	7,060,237	5,758,924	5,345,818
Protective Services	5,819,507	6,076,792	4,788,170
Parks and Recreation	27,928,728	28,701,857	23,560,704
Environmental Services	19,637,340	14,048,827	13,718,412
Sewer and Water Utilities	6,447,108	7,395,496	7,512,210
	<u>\$ 88,542,507</u>	<u>\$ 81,660,711</u>	<u>\$ 72,562,685</u>
Annual Surplus	\$ 16,981,858	\$ 16,804,342	\$ 19,551,029
Accumulated Surplus, Beginning of Year	<u>232,866,846</u>	<u>232,866,846</u>	<u>213,315,817</u>
Accumulated Surplus, End of Year (Note 17)	<u><u>\$ 249,848,704</u></u>	<u><u>\$ 249,671,188</u></u>	<u><u>\$ 232,866,846</u></u>

The accompanying notes are an integral part of these financial statements.

**STATEMENT OF CHANGES IN NET FINANCIAL ASSETS
FOR THE YEAR ENDED DECEMBER 31, 2024**

	2024 Budget (Note 16)	2024 Actual	2023 Actual
Annual Surplus	\$ 16,981,858	\$ 16,804,342	\$ 19,551,029
Additions of Tangible Capital Assets	-	(16,793,533)	(9,429,514)
Contributed Tangible Capital Assets	-	(847,960)	(2,361,741)
Amortization of Tangible Capital Assets	-	7,055,904	6,541,469
(Gain)/Loss on Disposal of Tangible Capital Asset	-	(8,505)	(33,039)
Proceeds on sale of tangible capital assets	-	14,959	-
Reclassification - Land Held for Resale	-	-	248,738
Change in Inventories	-	749	1,491
Change in Prepaid Expenses	-	71,275	(199,958)
Adjustment on adoption of the asset retirement obligation standard	-	-	(373,000)
Increase in Net Financial Assets	16,981,858	6,297,231	13,945,475
Net Financial Assets, Beginning of Year	61,133,009	61,133,009	47,187,534
Net Financial Assets, End of Year	<u>\$ 78,114,867</u>	<u>\$ 67,430,240</u>	<u>\$ 61,133,009</u>

The accompanying notes are an integral part of these financial statements.

**STATEMENT OF CASH FLOWS
FOR THE YEAR ENDED DECEMBER 31, 2024**

	2024	2023
OPERATING ACTIVITIES		
Annual Surplus	\$ 16,804,342	\$ 19,551,029
Non-cash items included in surplus		
Amortization of Tangible Capital Assets	7,055,904	6,541,469
Contributed Tangible Capital Assets	(847,960)	(2,361,741)
Loss (Gain) on Disposal of Tangible Capital Asset	(8,505)	(33,039)
Debt Actuarial Adjustment	(392,581)	(465,006)
Employee Future Benefits	17,227	4,210
Revaluation of Asset Retirement Obligation	82,102	621,787
Change in non-cash working capital balances related to operations		
Accounts Receivable	(34,167)	(316,038)
Inventories	749	1,491
Prepaid Expenses	71,275	(199,958)
Accounts Payable and Accrued Liabilities	714,927	(425,762)
Deferred Revenue	1,223,414	107,457
Restricted Contributions and Performance Deposits	(65,211)	(367,415)
Land Held for Resale	248,738	-
Cash provided by operating activities	24,870,254	22,658,484
CAPITAL ACTIVITIES		
Acquisition of Tangible Capital Assets	(16,793,533)	(9,429,514)
Proceeds on Sale of Tangible Capital Assets	14,959	-
Cash used in capital activities	(16,778,574)	(9,429,514)
INVESTING ACTIVITIES		
Investment in Investments	(701,629)	(10,564,561)
Cash used in investing activities	(701,629)	(10,564,561)
FINANCING ACTIVITIES		
Debt Issued	1,219,917	1,230,326
Debt Repayment	(1,575,997)	(1,724,889)
Cash used in financing activities	(356,080)	(494,563)
Increase in cash	7,033,971	2,169,846
Cash - Beginning of Year	53,832,967	51,663,121
Cash - End of Year (Statement 1)	<u>\$ 60,866,938</u>	<u>\$ 53,832,967</u>
Interest Paid	\$ 631,824	\$ 656,874

The accompanying notes are an integral part of these financial statements.

**SUMMARY OF SIGNIFICANT ACCOUNTING POLICIES
FOR THE YEAR ENDED DECEMBER 31, 2024**

Summary of Significant Accounting Policies

(a) General

The Regional District was incorporated in 1967 under the provisions of the *Local Government Act*, a statute of the Province of B.C. Its principal activities are the provision of district wide local government services to the residents of the nine electoral areas and four municipalities, within its boundaries. These services include general government administration, bylaw enforcement, planning and development services, building inspection, fire protection and emergency response planning, public transportation, parks and recreation, water supply and sewage collection, wastewater disposal, solid waste/recycling collection and disposal, and street lighting.

(b) Basis of Presentation

The Financial Statements of the Cowichan Valley Regional District (the Regional District), are prepared in accordance with Canadian generally accepted accounting principles as prescribed by the Public Sector Accounting Board (PSAB) of the Chartered Professional Accountants of Canada. The Financial Statements reflect the combined results and activities of the reporting entity. The financial statements include the financial position, operations, changes in net financial assets and cash flows of the regional district. Inter-fund and inter-departmental transactions have been eliminated on consolidation.

(c) Cash and Cash Equivalents

Cash and cash equivalents include cash on hand, demand deposits and reserves. The funds are held for the purpose of meeting short-term cash commitments rather than for investing.

(d) Investments

Investments are comprised entirely of Municipal Finance Authority (MFA) pooled investment funds. The Regional District funds invested with MFA are pooled with other local governments and managed independently by Phillips, Hager & North Ltd. Interest income on investments has been included in deferred revenue when required by the funding government or related Act and Restricted Reserve Funds based on relative equity in each fund.

**SUMMARY OF SIGNIFICANT ACCOUNTING POLICIES
FOR THE YEAR ENDED DECEMBER 31, 2024**

Summary of Significant Accounting Policies (continued)

(e) Financial Instruments

The Regional District's financial instruments include cash and cash equivalents, investments, accounts receivable, accounts payable and accrued liabilities and debt.

Financial instruments are recorded at fair value on initial recognition. Equity instruments quoted in an active market and derivatives are subsequently measured at fair value as at the reporting date. All other financial instruments are subsequently recorded at cost or amortized cost unless the Regional District elects to carry the financial instrument at fair value. The Regional District does not hold any equity instruments or derivatives and has not elected to carry any other financial instruments at fair value.

Unrealized changes in fair value are recognized in the Statement of Remeasurement Gains and Losses. They are recorded in the Statement of Operations when they are realized. There are no unrealized changes in fair value in the years presented; as a result, the Regional District does not have a Statement of Remeasurement Gains and Losses.

All financial assets are assessed for impairment on an annual basis. When a decline is determined to be other than temporary, the amount of the loss is reported in the Statement of Operations.

Transaction costs incurred on the acquisition of financial instruments subsequently measured at fair value are expensed as incurred. Transaction costs incurred on the acquisition of financial instruments recorded at cost are included in the cost and amortized on an effective interest basis.

(f) Liability for Contaminated Sites

Governments are required to accrue a liability for the costs to remediate a contaminated site. Liabilities are recognized when an environmental standard exists, contamination exceeds the standard, the government has responsibility for remediation, future economic benefits will be given up, and a reasonable estimate can be made.

Management has assessed its potential liabilities, including sites that are no longer in productive use and sites for which the Regional District accepts responsibility. There is a portion of a site, at Bings Creek Drop Off Depot, which has been determined to have evidence of minor contamination due to historical use of the property. The CVRD continuously monitors the ground water at the site and no contamination in excess of an environmental standard is believed to exist, therefore no liability is recorded.

**SUMMARY OF SIGNIFICANT ACCOUNTING POLICIES
FOR THE YEAR ENDED DECEMBER 31, 2024**

Summary of Significant Accounting Policies (continued)

(g) Asset Retirement Obligations

An asset retirement obligation is recognized when, as at the financial reporting date, all of the following criteria are met:

- There is a legal obligation to incur retirement costs in relation to a tangible capital asset;
- The past transaction or event giving rise to the liability had occurred;
- It is expected that future economic benefits will be given up; and
- A reasonable estimate of the amount can be made.

The liability is initially recorded at the best estimate of the expenditures required to retire a tangible capital asset, and the resulting costs are capitalized as part of the carrying amount of the related tangible capital asset if the asset is recognized and in productive use. This liability is subsequently reviewed at each financial reporting date and adjusted for any revisions to the timing or amount required to settle the obligation. The changes in the liability for the passage of time are recorded as accretion expense in the Statement of Operations and all other changes are adjusted to the tangible capital asset. This cost is amortized over the useful life of the tangible capital asset following the amortization accounting policies outlined in (j). If the related tangible capital asset is unrecognized or no longer in productive use, the asset retirement costs are expensed.

The liability for closure and post-closure care relating to landfill sites has been recognized based on estimated future expenditures. The liability is discounted using a present value calculation. The change in this estimated liability during the year is recorded as an expense in operations. Assumptions used in the calculations are revised yearly.

Recoveries related to asset retirement obligations are recognized when the recovery can be appropriately measured, a reasonable estimate of the amount can be made and it is expected that future economic benefits will be obtained. A recovery is recognized on a gross basis from the asset retirement obligations liability.

(h) Long-Term Debt

Long-term debt is recorded net of repayment and actuarial adjustments.

(i) Non-Financial Assets

Non-financial assets are held for use in the provision of services and are not normally available to discharge liabilities. They have useful lives extending beyond the current year and are not intended for sale in the ordinary course of operations. The change in non-financial assets during the year together with the net surplus (deficit) for the year, provides the change in the Financial Assets.

**SUMMARY OF SIGNIFICANT ACCOUNTING POLICIES
FOR THE YEAR ENDED DECEMBER 31, 2024**

Summary of Significant Accounting Policies (continued)

(j) Tangible Capital Assets

Tangible capital assets are non-financial assets that are to be used on a continuing basis, are not for sale in the ordinary course of operations and have useful economic lives extending beyond a single year. Tangible capital assets are recorded at cost and amortized. Contributed tangible capital assets are reported at their estimated fair market value. The costs of tangible capital assets includes all amounts that are directly attributable to the acquisition, construction, development or betterment of the asset. The cost recorded, less any estimated residual value, is amortized on a straight-line basis over their estimated useful lives as follows:

Asset Category	Useful Life Range (years)
Land	N/A
Building	10 - 100
Vehicles, Machinery & Equipment	5 - 20
Engineering Structures	10 - 100
Parks Infrastructure	10 - 60
Other Tangible Capital Assets	10 - 50

Assets under construction are not amortized until the asset is put into use.

(k) Inventories

Inventories of merchandise held for consumption are recorded at lower of cost and replacement cost on the Statement of Financial Position. Inventories of materials and supplies are included as expenses in the Statement of Operations when consumed.

(l) Deferred Revenue

Funds received for specific purposes which are externally restricted by regulation, legislation or agreement and are not available for general purposes, are accounted for as deferred revenue on the statement of financial position. The revenue is recognized in the statement of operations in the year in which it is used for the specified purposes.

**SUMMARY OF SIGNIFICANT ACCOUNTING POLICIES
FOR THE YEAR ENDED DECEMBER 31, 2024**

Summary of Significant Accounting Policies (continued)

(m) Accrued Employee Benefits

Under the terms of various collective agreements and compensation policies, the District provides paid sick leave to eligible employees and in certain agreements allows for unused sick days to accumulate. There are no payouts of unused sick days at termination. In addition, employees acquire certain employee benefits on termination and retirement. These include days for severance based on years of service, vacation based on years of service, Worker's Compensation top-up, and a full year's vacation entitlement in the year of retirement. The costs of these benefits are actuarially determined based on service and best estimates of retirement ages and expected future salary and wage increases. The obligation under these benefit plans is accrued based on projected benefits as the employees render services necessary to earn the future benefits. Actuarial gains and losses are amortized over the expected average remaining service period of the related employee group, commencing the year after the gain or loss arises.

(n) Pension Liability

The District and its employees participate in the Municipal Pension Plan. The Municipal Pension Plan is a multi-employer contributory defined benefit pension plan. Payments made in the year are expensed.

(o) Revenue Recognition

Revenues are recorded on an accrual basis and are recognized in the period in which they are earned. Property tax revenues in the form of local government requisitions are recognized in the year they are levied. Parcel Taxes are recognized in the year they are levied. Interest income is recognized as earned as income in the Statement of Operations, except interest on restricted liabilities where the income is deferred until spent. Donations are recorded when received. Grants in lieu of taxes are recorded on an accrual basis when it is possible to reasonably estimate the amounts receivable. User fees, transit, tipping fees, garbage and recycling collection fees are recognized as revenue as earned. Permit fees are recognized as revenue when the permit is approved and payment is collected according to rates set in various fees and charges bylaws.

(p) Government Transfers

Government transfers, which include legislative grants, are recognized as revenue in the financial statements when the transfer is authorized and any eligibility criteria are met, except to the extent that transfer stipulations give rise to an obligation that meets the definition of a liability. Transfers are recognized as deferred revenue when the transfer stipulations give rise to a liability. Revenue is recognized in the statement of operations as the stipulation liabilities are settled.

When the Regional District is deemed the transferor, the transfer expense is recognized when the recipient is authorized to receive the transfer and has met the eligibility criteria.

**SUMMARY OF SIGNIFICANT ACCOUNTING POLICIES
FOR THE YEAR ENDED DECEMBER 31, 2024**

Summary of Significant Accounting Policies (continued)

(q) Expense Recognition

Expenses are recorded on an accrual basis and are recognized in the period in which the goods and services are acquired and a liability is incurred or transfers are due. Expenses include the accrual of interest payable on debt to the end of the fiscal period.

(r) Segment Disclosure

The Cowichan Valley Regional District is a diversified local government providing a wide range of services to over 83,730 residents, including general government, Vancouver Island Regional Library, Transportation services, Electoral Area services, Protective services, parks and recreation, environmental services and sewer and water utilities.

(s) Use of Estimates

The preparation of financial statements in conformity with Canadian public sector accounting standards requires management to make estimates and assumptions that affect the reported amounts of assets and liabilities and the disclosure of contingent assets and liabilities at the date of the financial statements, as well as the reported amounts of revenues and expenses during the reporting period. Areas requiring management estimates are provisions for contingencies, the valuation of accounts receivables, estimation of employee future benefits, estimated useful life of tangible capital assets, the amount to settle asset retirement obligations, and provisions for contaminated sites. Actual results may vary from those estimates and adjustments will be reported in operations as they become known.

(t) Change in Accounting Policy

On January 1, 2024, Public Accounting Standard PS 3400 – Revenue was adopted. The standard was adopted prospectively from the date of adoption. Under the new accounting standard, there are two categories of revenue – exchange and non-exchange. If the transaction gives rise to one or more performance obligations, it is an exchange transaction. If no performance obligations are present, it is a non-exchange transaction. Management has assessed the impact of adopting PS 3400 on the financial statements of the Regional District and has found that there is no resulting impact to the financial statements.

COWICHAN VALLEY REGIONAL DISTRICT

NOTES TO THE FINANCIAL STATEMENTS FOR THE YEAR ENDED DECEMBER 31, 2024

1) Cash & Cash Equivalents

	2024	2023
Restricted Cash		
Statutory Reserves	\$ 13,363,078	\$ 12,038,836
Restricted Contributions and Performance Deposits	<u>1,464,051</u>	<u>1,529,262</u>
	14,827,129	13,568,098
Unrestricted Cash	<u>46,039,809</u>	<u>40,264,869</u>
Total Cash	<u>\$ 60,866,938</u>	<u>\$ 53,832,967</u>

2) Investments

Investments are MFA Money Market funds and BC Fossil Fuel Free bond funds. The Money Market fund balance at December 31, 2024 is \$5,948,767 (2023 - \$5,675,748). The yield on funds for 2024 was 4.83% (2023 - 5.07%). The BC Fossil Fuel Free bond funds balance at December 31, 2024 is \$11,123,837 (2023 - \$10,799,826). The yield on funds for 2024 was 5.39% (2023 - 5.05%).

Investments also include term deposits with a balance of \$10,104,599 at December 31, 2024 (2023 - \$10,000,000) with interest rates ranging from 4.90% to 5.40% (2023 - 4.90% to 5.20%). Maturity dates range from 2025 to 2028.

3) Accounts Receivable

	2024	2023
Federal Governments	\$ 478,584	\$ 340,855
Provincial Governments	1,745,944	2,852,526
Local Governments	125,135	88,929
Other Trade Receivables	<u>3,338,966</u>	<u>2,372,151</u>
	<u>\$ 5,688,629</u>	<u>\$ 5,654,461</u>

4) Debt Recoverable from Members

Pursuant to the *Local Government Act*, the Regional District acts as the agent through which its members borrow funds from the Municipal Finance Authority. The annual cost of servicing the debt is recovered entirely from the borrowing member. However, the Regional District is jointly and severally liable for member debt in the event of default.

	2024	2023
District of North Cowichan	\$ 31,338,120	\$ 33,806,977
Town of Ladysmith	12,816,879	13,670,140
Vancouver Island Regional Library	<u>2,518,764</u>	<u>2,640,935</u>
	<u>\$ 46,673,763</u>	<u>\$ 50,118,052</u>

COWICHAN VALLEY REGIONAL DISTRICT

NOTES TO THE FINANCIAL STATEMENTS FOR THE YEAR ENDED DECEMBER 31, 2024

5) Municipal Finance Authority Debt Reserve Fund

The Municipal Finance Authority (Authority) of British Columbia provides capital financing for Regional Districts and their Members. The Authority is required to establish a Debt Reserve Fund into which each Regional District and Members, who share in the proceeds of a debt issue through the District, are required to pay certain amounts set out in the debt agreements.

Interest earned on these funds (less administrative expenses) becomes an obligation of the Authority to the Regional District. If at any time insufficient funds are provided by the Regional District or their Members, the Authority will then use these funds to meet payments on its obligations. When this occurs, the Regional District may be called upon to restore the fund. The MFA holds demand notes related to the Regional District's debt. The demand notes are not recorded as they only become payable should debt be in default or the MFA requires the funds to meet debt obligations.

	2024	2023
Cash Deposits - Cowichan Valley Regional District	\$ 252,644	\$ 290,582
Cash Deposits - Members	973,077	940,332
Demand Notes - Cowichan Valley Regional District	472,449	548,335
Demand Notes - Members	<u>1,906,413</u>	<u>1,906,413</u>
	<u>\$ 3,604,583</u>	<u>\$ 3,685,662</u>

6) Land Held for Resale

Land held for resale in 2023 was sold in 2024.

7) Accounts Payable & Accrued Liabilities

	2024	2023
Federal Governments	\$ 316,873	\$ 267,469
Provincial Governments	366,313	372,181
Local Governments	297,165	297,702
Accrued Payroll	1,003,221	931,209
Trade Payables	<u>4,004,122</u>	<u>3,404,206</u>
	<u>\$ 5,987,694</u>	<u>\$ 5,272,767</u>

COWICHAN VALLEY REGIONAL DISTRICT

**NOTES TO THE FINANCIAL STATEMENTS
FOR THE YEAR ENDED DECEMBER 31, 2024**

8) Deferred Revenue

	2023	Externally restricted receipts	Revenue earned	2024
Recreation Deposits	\$ 506,682	\$ 632,147	\$ (683,768)	\$ 455,061
Developer Capital Contributions	82,527	-	-	82,527
Other	<u>2,135,641</u>	<u>2,346,349</u>	<u>(1,173,249)</u>	<u>3,308,741</u>
Subtotal	2,724,850	2,978,496	(1,857,017)	3,846,329
Parkland Cash-in-lieu Contributions	<u>947,834</u>	<u>101,935</u>	<u>-</u>	<u>1,049,769</u>
	<u>\$ 3,672,684</u>	<u>\$ 3,080,431</u>	<u>\$ (1,857,017)</u>	<u>\$ 4,896,098</u>

- Recreation Deposits consists of payments in advance for recreation programs, unredeemed recreation program awards, and facility rental deposits.
- Developer Capital Contributions were contributed for improvements to the Shawnigan Lake Water System.
- Other funds include dog licenses, bus passes, and miscellaneous deferred revenue.
- Parkland Cash-in-Lieu Contributions consists of funds collected from developers under the authority of Section 941 of the *Local Government Act*, in lieu of land for parkland purposes as a condition of the subdivision. These funds are restricted for future purchases of parkland.

COWICHAN VALLEY REGIONAL DISTRICT

NOTES TO THE FINANCIAL STATEMENTS FOR THE YEAR ENDED DECEMBER 31, 2024

9) Restricted Contributions and Performance Deposits

	2024	2023
Warranty Deposits	\$ 1,267,049	\$ 1,266,713
Kinsol Trestle Donations	65,497	65,497
Holdbacks	203,922	115,210
Cowichan Lake Water Protection	76,000	76,000
Arts & Sports Scholarship Fund	33,375	34,520
Nature and Habitat	50,567	50,567
Cowichan Performing Arts	93,528	123,611
Soil Security Deposits	340,808	337,808
Other	(666,695)	(540,664)
	<u>\$ 1,464,051</u>	<u>\$ 1,529,262</u>

- Warranty Deposits are funds received from the developer for warranty and deficiencies on various infrastructure projects and also includes developer landscape bonds. Should the funds be required they are recognized in the year of the applicable expenditure. Upon successful completion of the warranty period funds will be returned to the developer.
- Kinsol Trestle Donations are funds received for major restoration work on the Kinsol Trestle.
- Holdback funds are monies held from payments to contractors for work on the North Oyster Fire Hall, Arbutus Ridge WWTP, Kerry Park Recreation HVAC and Saltair Rail with Trail project to ensure completion of said projects.
- Cowichan Lake Water Protection funds are received when a lot is sold at Creekside Development. The interest earned on these deposits is used to fund projects for the protection of waters and riparian areas on Cowichan Lake.
- The Arts & Sports Scholarship Fund was established by monies received from the Province of B.C. as a Legacy of Appreciation for hosting the BC Festival of Arts and monies received from BC Hydro Cowichan and Chemainus Valley's Commonwealth Games Power Smart Sport and Culture Tour Committee. The interest earned is added to the fund and annually two Arts and two Sports Scholarships are provided to deserving local students.
- Nature and Habitat funds are received through voluntary contributions for projects that environmentally enhance Electoral Area I-Youbou/Meade Creek.
- Cowichan Performing Arts are funds received through a capital improvement fee on ticket sales at the Cowichan Performing Arts Centre.
- Soil Security Deposits are funds received through issuance of Soil Deposit permits.

COWICHAN VALLEY REGIONAL DISTRICT

**NOTES TO THE FINANCIAL STATEMENTS
FOR THE YEAR ENDED DECEMBER 31, 2024**

10) Employee Future Benefits

	2024	2023
Discount rates	4.30%	4.10%
Expected future inflation rates	3.00%	3.00%
Expected wages/salary increase	3.00%	3.00%

Accrued Benefit Obligation as at December 31, 2024

	2024	2023
Accrued benefit obligation - beginning	\$ 273,569	\$ 120,458
Current service cost	27,965	9,963
Interest on accrued benefit obligation	11,679	5,686
Benefits paid during the year	(33,372)	(8,128)
Actuarial (gain)/loss	<u>(2,154)</u>	<u>145,590</u>
Ending benefit obligation	277,687	273,569
Unamortized net actuarial gain	<u>(109,280)</u>	<u>(122,389)</u>
Accrued Unfunded Benefit Liability	<u><u>\$ 168,407</u></u>	<u><u>\$ 151,180</u></u>

The total expense related to these benefits was:

	2024	2023
Current service costs	\$ 27,965	\$ 9,963
Interest on accrued benefit obligation	11,679	5,686
Amortization of actuarial loss/(gain)	<u>10,955</u>	<u>(3,311)</u>
Total expense	<u><u>\$ 50,599</u></u>	<u><u>\$ 12,338</u></u>

The total expense is included in wages and benefits expense.

11) Pension Liability

The Regional District and its employees contribute to the Municipal Pension Plan (the Plan), a jointly-trusted pension plan. The Board of Trustees, representing plan members and employers, is responsible for administering the Plan, including investment of the assets and administration of benefits. The Plan is a multi-employer defined benefit pension plan. Basic pension benefits are based on a formula. As at December 31, 2023 the Plan has about 256,000 active members and approximately 129,000 retired members. Active members include approximately 45,000 contributors from local government.

**NOTES TO THE FINANCIAL STATEMENTS
FOR THE YEAR ENDED DECEMBER 31, 2024**

11) Pension Liability (continued)

Every three years, an actuarial valuation is performed to assess the financial position of the plan and adequacy of plan funding. The actuary determines an appropriate combined employer and member contribution rate to fund the plan. The actuary's calculated contribution rate is based on the entry-age normal cost method, which produces the long-term rate of member and employer contributions sufficient to provide benefits for average future entrants to the plan. This rate may be adjusted for the amortization of any actuarial funding surplus and will be adjusted for the amortization of any unfunded actuarial liability.

The most recent valuation for the Municipal Pension Plan as at December 31, 2021, indicated a \$3,761 million funding surplus for basic pension benefits on a going concern basis. The next valuation will be as at December 31, 2024, with results available in 2025.

Employers participating in the plan record their pension expense as the amount of the employer contributions made during the fiscal year (defined contributions pension plan accounting). This is because the plan records accrued liabilities and accrued assets for the plan in aggregate, resulting in no consistent and reliable basis for allocating the obligation, assets and cost to individual employers participating in the plan.

The Cowichan Valley Regional District paid \$1,930,638 (2023 - \$1,833,159) for employer contributions, while employees contributed \$1,785,476 (2023 - \$1,695,330) to the plan in fiscal 2024.

12) Asset Retirement Obligations

The Regional District's asset retirement obligations consist of:

a) Landfills

The provincial Environmental Management Act, as well as the BC Landfill Criteria for Municipal Solid Waste (LCMSW), sets out the regulatory requirements to close and maintain active and inactive landfill sites.

Several solid waste program initiatives are included in the Cowichan Valley Regional District (CVRD) Solid Waste Management Plan (SWMP) Amendment No. 3, which was approved by the Minister of Environment in 2007. The CVRD is committed to ensuring landfills the CVRD has taken responsibility for are managed in a fiscally responsible manner, which includes setting aside funds to pay for landfill post-closure activities. During 2011, the CVRD instituted a \$2 per tonne tipping fee surcharge on all municipal solid waste received for disposal in order to fund borrowing for closure of historic landfill and ash landfill sites. These funds are held in the Remediation Reserve fund.

Although the CVRD does not operate an active landfill site, the Regional District is responsible for four former landfills, three of which are associated with old Thermal Reduction Plants (TRPs, municipal solid waste incinerators).

COWICHAN VALLEY REGIONAL DISTRICT

NOTES TO THE FINANCIAL STATEMENTS FOR THE YEAR ENDED DECEMBER 31, 2024

12) Asset Retirement Obligations (continued)

At the Meade Creek ashfill site, the Regional District has completed the works to consolidate and encapsulate the ash waste on site which allows for on-site risk management. There will be \$7,500 per year of post closure monitoring requirements for the landfill beginning 2019, for up to 20 years (2023 - \$7,500 annually).

The Peerless Road remediation and closure works were completed in 2015. The post-closure maintenance costs are estimated at \$12,000 annually for 15 years (2023 - \$11,400 annually).

The Regional District currently maintains an inactive landfill site on Koksilah Road which has been closed for over 20 years. The Regional District is responsible for long-term groundwater monitoring at this location at a cost estimated at \$14,168 annually for 19 years (2023 - \$8,500 annually).

Also on Koksilah Road is a former ash landfill site. This site is on Cowichan Tribes land and was closed by Cowichan Tribes with funding provided by Aboriginal Affairs and Northern Development Canada (AANDC). A portion of the ash waste was exported to an out-of-region landfill with the remainder being encapsulated on-site. Long term monitoring is being undertaken by Cowichan Tribes. The CVRD is of the opinion that it will not be required to contribute towards any long term monitoring costs and therefore has reported no liability in respect of this site.

The table below sets out the closure and post closure liability based on consultant and senior staff estimates.

	2024	2023
Koksilah Road	\$ 213,733	\$ 131,168
Peerless Road TRP	149,437	147,586
Meade Creek TRP	117,790	120,104
	<u>\$ 480,960</u>	<u>\$ 398,858</u>

The provision is determined using the following assumptions:

	2024	2023
Inflation Rates	2.00%	2.00%
Discount Rates	4.47%	4.66%
Koksilah Road Monitoring	\$14,168 per annum	\$8,500 per annum
Peerless Road Monitoring	\$12,000 per annum	\$11,400 per annum
Meade Creek Monitoring	\$7,500 per annum	\$7,500 per annum

COWICHAN VALLEY REGIONAL DISTRICT

NOTES TO THE FINANCIAL STATEMENTS FOR THE YEAR ENDED DECEMBER 31, 2024

12) Asset Retirement Obligations (continued)

b) Water Wells

The Regional District is responsible for wells on Regional District land. Under the Water Sustainability Act, an owner of a well which is not in service must ensure that the well is deactivated or decommissioned as soon as practicable. The process of decommissioning a well involves completely filling in the well by a qualified professional.

c) Asbestos Abatement

Asbestos and other designated hazardous materials represent a health hazard upon disturbance and as a result carry a legal obligation to remove them when a facility undergoes a significant renovation or demolition. The Regional District owns and operates several facilities that are known to have asbestos and as a result recognized an obligation relating to the removal of the hazardous materials upon adoption of the PS 3280 Asset Retirement Obligations. This resulted in a liability of \$373,000 in 2023 with an equal increase in the historical costs of the associated building assets.

d) Underground Tank Removal

The Storage Tank Systems for Petroleum Products and Allied Petroleum Products Regulations dictate the requirements for the proper removal and disposal of underground fuel storage tanks upon the expiration of their useful life. This legislated regulation gives rise to an asset retirement obligation for the Regional District for any underground fuel tanks owned. As a result, the Regional District recognized an expense and an increase in the asset retirement liability of \$10,000 in 2023.

Changes to the asset retirement obligation in the year are as follows:

	Landfill Obligation	Water Wells	Asbestos Abatement	Tank Removal	December 31, 2024
Retirement Obligation					
Opening	\$ 398,858	\$ 735,000	\$ 373,000	\$ 10,000	\$ 1,516,858
Revaluation	82,102	-	-	-	82,102
Closing Balance	\$ 480,960	\$ 735,000	\$ 373,000	\$ 10,000	\$ 1,598,960

COWICHAN VALLEY REGIONAL DISTRICT

NOTES TO THE FINANCIAL STATEMENTS FOR THE YEAR ENDED DECEMBER 31, 2024

13) Debt

Debt is recorded and payable in Canadian dollars. It is the current policy of the Municipal Finance Authority to secure debt repayable only in Canadian dollars. Details of Short-term debt are summarized in Note 23. Details of Long-term debt, including debt issue numbers, maturity dates, interest rates and outstanding amounts are summarized in Note 24.

Payments of principal on issued debt of the Regional District, not including other members debt, for the next five years are:

	Short-term Debt	Long-term Debt
2025	\$ 837,363	\$ 698,733
2026	513,521	698,733
2027	517,014	698,733
2028	490,824	698,733
2029	139,488	598,617
Thereafter	-	6,295,561
	<u>\$ 2,498,210</u>	<u>\$ 9,689,110</u>

14) Contingent Liabilities

As at December 31, 2024 there existed outstanding claims against the Regional District. These claims have been referred to legal counsel and the Regional District's liability insurers. It is not possible to determine the Regional District's potential liability, if any, with respect to these matters. However, at such time that a liability becomes likely and can be reasonably estimated, it will be reflected in the Regional District's financial statements.

COWICHAN VALLEY REGIONAL DISTRICT

NOTES TO THE FINANCIAL STATEMENTS FOR THE YEAR ENDED DECEMBER 31, 2024

15) Tangible Capital Assets

	2024	2023
Land	\$ 63,055,379	\$ 59,448,427
Building	24,640,358	23,863,993
Vehicles, Machinery and Equipment	7,172,206	6,797,960
Engineering Structures	60,423,995	56,327,398
Parks	6,675,668	5,696,445
Other Tangible Capital Assets	9,477,333	10,291,124
Work in Progress	10,534,175	8,974,632
	<u>\$ 181,979,114</u>	<u>\$ 171,399,979</u>

For additional information, see the Schedule of Tangible Capital Assets (Note 22).

During the year land, and sewer/water/drainage systems built by others valued at \$847,960 (2023 - \$2,361,741) were accepted and recorded as contributed assets.

16) Budget Figures

Budget figures represent the 2024 Financial Plan Bylaw adopted by the Board on March 13, 2024. The financial plan was performed on cash/funding basis, which budgeted for capital expenditures rather than amortization expense, and reflects the use of prior year operating surpluses as part of its annual budget. The carry forward of operating surpluses by the department is a requirement under the Local Government Act of BC. The financial plan forms the basis of taxation and fees and charges rates which may be required for a particular year. The following reconciliation of the "Surplus for the year" is provided to show which items must be added or removed from the budget on Statement 2 to reflect the financial plan.

	2024
Surplus for the year (Statement 2)	\$ 16,981,858
Add:	
Transfer from Reserves	11,545,383
Prior Year Operating Surplus	13,705,825
MFA Funding - Proceeds from Debt	14,639,446
Difference between operating and reserves on bylaw	(582,433)
Less:	
Debt Principal recorded as operating on bylaw	(2,760,186)
Transfer to Reserves	(3,436,955)
Purchase of Tangible Capital Assets	(50,915,371)
Difference between operating and reserves on bylaw	822,433
Surplus, per Cowichan Valley Regional District Financial Plan Bylaw No. 4562	<u>\$ -</u>

COWICHAN VALLEY REGIONAL DISTRICT

NOTES TO THE FINANCIAL STATEMENTS FOR THE YEAR ENDED DECEMBER 31, 2024

17) Accumulated Surplus

Accumulated Surplus consists of individual fund surpluses (deficits) and reserves as follows:

	2024	2023
Surplus		
Operating Fund Reserve Fund - Operating Surplus	\$ 54,732,579	\$ 49,618,957
Operating Fund Reserve Fund - Community Works	8,531,283	9,115,988
Operating Fund - Employee Future Benefit	(168,407)	(151,180)
Equity in Tangible Capital Assets	169,609,775	158,712,736
Operating Fund - Asset Retirement Obligation - Landfill Post Closure Costs	(480,960)	(398,858)
Adjustment relating to recognition of asset retirement obligation	-	(316,887)
Total Surplus	232,224,270	216,580,756
Statutory Reserve Funds	17,446,918	16,286,090
Accumulated Surplus (Statement 1)	<u>\$ 249,671,188</u>	<u>\$ 232,866,846</u>

The Regional District tracks the unspent amounts received under the Renewed Gas Tax Agreement in the Community Works Reserve Fund. The continuity of this fund is presented in the table below:

	2024	2023
Community Works Reserve, opening balance	\$ 9,115,988	\$ 8,106,160
Add:		
Community works funds received in year	1,869,330	1,775,266
Interest earned	480,153	439,473
Less:		
Amounts spent on projects	(2,934,188)	(1,204,911)
Community Works Reserve, Ending Balance	<u>\$ 8,531,283</u>	<u>\$ 9,115,988</u>

COWICHAN VALLEY REGIONAL DISTRICT

NOTES TO THE FINANCIAL STATEMENTS FOR THE YEAR ENDED DECEMBER 31, 2024

18) Segment Disclosure

Segmentation has been determined on a functional basis with consideration to service delivery and departmental accountabilities. Categories of service that have been separately disclosed in the segmented information on Note 26 provide the following services:

General Government

General Government is comprised of electoral area governance, general administration which includes legislative services, finance, human resources and information systems, feasibility studies and economic development.

Vancouver Island Regional Library

Vancouver Island Regional Library is comprised of the Vancouver Island Regional Library.

Transportation Services

Transportation Services is comprised of local, Handydart, and Commuter transit.

Electoral Area Services

Electoral Area Services is comprised of grants in aid, animal control, building inspection, planning, bylaw enforcement, Cowichan and South Cowichan policing, environmental fund and all street lighting.

Protective Services

Protective Services is comprised of emergency planning, victim services, and all the fire departments.

Parks and Recreation

Parks and Recreation is comprised of all parks, all recreation centres, halls and societies, and the theatre.

Environmental Services

Environmental Services is comprised of the curbside garbage/recycling collection, solid waste site and environmental initiatives.

Sewer & Water Utilities

Sewer and Water utilities are comprised of all the drainage, water and sewer systems within the Regional District.

COWICHAN VALLEY REGIONAL DISTRICT

NOTES TO THE FINANCIAL STATEMENTS FOR THE YEAR ENDED DECEMBER 31, 2024

19) Commitments

911 Agreement

A five year agreement with the North Island 9-1-1 Corporation commenced June 28, 2021 to provide for emergency answering and fire dispatch services. Termination of this agreement requires 12 months notice prior to expiration. The 2025 commitment is \$307,346.

BC Transit Corporation

The Regional District's transit includes Handydart, Commuter, Youbou, Ladysmith and local service. A five year memorandum of understanding was signed in March 2022 for the new Nanaimo route. The remainder due on the 2024/2025 annual transit operating agreement and memorandum of understanding for these services is \$1,046,258.

City of Duncan

A five year agreement for the delivery of fire protection services to the Eagle Heights Fire Service Area, commenced December 2003 and is currently running year to year. Termination of this agreement requires 12 months notice prior to expiration. The 2025 commitment is \$533,409.

Town of Lake Cowichan

A five year agreement for the delivery of fire protection services to the Cowichan Lake Fire Service Area, commenced March 2005 and is currently running year to year. Termination of this agreement requires 12 months notice prior to expiration. The 2025 commitment is \$447,923.

Island Corridor Foundation

The Board committed to a \$488,100 contribution for bridge and trestle upgrades along the rail line between Victoria and Courtenay. The parties entered into an agreement in 2014 setting out the payment terms. In 2024, and going forward, \$488,100 continues to be held in surplus.

Town of Ladysmith and Municipality of North Cowichan

A five year agreement for the delivery of fire protection services to Saltair Fire Service Area commenced July 1972 and is currently running year to year. Termination of this agreement requires 12 months notice prior to expiration. The 2025 commitment is \$372,392.

Regional Disposal

A three year (with two year extension) agreement for the transportation of CVRD municipal solid waste, commencing March 2019. Termination of this agreement requires 180 days notice. The 2025 commitment is \$3,560,000.

**NOTES TO THE FINANCIAL STATEMENTS
FOR THE YEAR ENDED DECEMBER 31, 2024**

19) Commitments (continued)

Easy Living Landscape Ltd

A three year agreement for landscaping services for CVRD parks was entered in to in December 2021 and commenced January 1, 2022. An amendment to the agreement was entered into to in October 2024 extending the agreement to December 31, 2026. The 2025 commitment is \$1,004,153.

20) Cowichan Valley Regional Hospital District

The Cowichan Valley Regional Hospital District is related to the Cowichan Valley Regional District since the same individuals are members of the board of directors of both organizations. As legislated by the Hospital District Act, the officers and employees of the Regional District are the corresponding officers and employees of the hospital district. The Regional District and the Hospital District are separate legal entities as defined by the separate letters patent and authorized by separate legislation.

During the year, management and administrative support services supplied to the Hospital District by the Regional District totaled \$60,000 (2023 - \$60,000).

21) Environmental Regulations

The Regional District is subject to environmental regulations, which apply to a number of its operations. These regulations may require future expenditures to meet applicable standards and subject the Regional District to possible penalties for violations. Amounts required to meet these obligations will be charged to operations when incurred and/or when they can be reasonably estimated.

COWICHAN VALLEY REGIONAL DISTRICT

NOTES TO THE FINANCIAL STATEMENTS FOR THE YEAR ENDED DECEMBER 31, 2024

22) Tangible Capital Assets

	Land	Buildings	Vehicles, Machinery and Equipment	Engineering Structures			Parks	Other Tangible Capital Assets	Work in Progress	2024 Total
				Water Engineering Structures	Sewer Engineering Structures	Other Engineering Structures				
Cost										
Opening Balance	\$ 59,448,427	\$ 57,188,804	\$ 29,884,559	\$ 56,342,419	\$ 44,852,435	\$ 1,173,151	\$ 23,466,745	\$ 19,353,802	\$ 8,974,632	\$ 300,684,974
Add: Additions	3,606,952	2,553,694	1,559,392	3,985,189	2,697,313	-	1,679,412	-	10,534,175	26,616,127
Less: Completed W.I.P.	-	-	-	-	-	-	-	-	(8,974,632)	(8,974,632)
Less: Disposals	-	-	(271,321)	-	-	-	-	-	-	(271,321)
Closing Balance	<u>63,055,379</u>	<u>59,742,498</u>	<u>31,172,630</u>	<u>60,327,608</u>	<u>47,549,748</u>	<u>1,173,151</u>	<u>25,146,157</u>	<u>19,353,802</u>	<u>10,534,175</u>	<u>318,055,148</u>
Accumulated Amortization										
Opening Balance	-	33,324,811	23,086,599	24,323,608	21,243,914	473,085	17,770,300	9,062,678	-	129,284,995
Add: Amortization	-	1,777,329	1,178,690	1,350,584	1,188,544	46,777	700,189	813,791	-	7,055,904
Less: Disposals	-	-	(264,865)	-	-	-	-	-	-	(264,865)
Closing Balance	<u>-</u>	<u>35,102,140</u>	<u>24,000,424</u>	<u>25,674,192</u>	<u>22,432,458</u>	<u>519,862</u>	<u>18,470,489</u>	<u>9,876,469</u>	<u>-</u>	<u>136,076,034</u>
Net Book Value December 31, 2024	<u>\$ 63,055,379</u>	<u>\$ 24,640,358</u>	<u>\$ 7,172,206</u>	<u>\$ 34,653,416</u>	<u>\$ 25,117,290</u>	<u>\$ 653,289</u>	<u>\$ 6,675,668</u>	<u>\$ 9,477,333</u>	<u>\$ 10,534,175</u>	<u>\$ 181,979,114</u>

COWICHAN VALLEY REGIONAL DISTRICT

NOTES TO THE FINANCIAL STATEMENTS FOR THE YEAR ENDED DECEMBER 31, 2024

22) Tangible Capital Assets (continued)

	Land	Buildings	Vehicles, Machinery and Equipment	Engineering Structures			Parks	Other Tangible Capital Assets	Work in Progress	2023 Total
				Water Engineering Structures	Sewer Engineering Structures	Other Engineering Structures				
Cost										
Opening Balance	\$ 56,756,917	\$ 52,676,844	\$ 27,927,975	\$ 50,411,556	\$ 43,983,540	\$ 1,173,151	\$ 22,964,815	\$ 19,095,887	\$ 13,952,795	\$ 288,943,480
Add: Additions	2,691,510	4,511,960	2,185,349	5,930,863	868,895	-	501,930	257,915	8,974,632	25,923,054
Less: Completed W.I.P.	-	-	-	-	-	-	-	-	(13,952,795)	(13,952,795)
Less: Disposals	-	-	(228,765)	-	-	-	-	-	-	(228,765)
Closing Balance	<u>59,448,427</u>	<u>57,188,804</u>	<u>29,884,559</u>	<u>56,342,419</u>	<u>44,852,435</u>	<u>1,173,151</u>	<u>23,466,745</u>	<u>19,353,802</u>	<u>8,974,632</u>	<u>300,684,974</u>
Accumulated Amortization										
Opening Balance	-	31,636,855	22,285,801	23,221,230	20,092,959	426,308	17,112,438	8,174,997	-	122,950,588
Add: Amortization	-	1,687,956	1,007,860	1,102,378	1,150,955	46,777	657,862	887,681	-	6,541,469
Less: Disposals	-	-	(207,062)	-	-	-	-	-	-	(207,062)
Closing Balance	<u>-</u>	<u>33,324,811</u>	<u>23,086,599</u>	<u>24,323,608</u>	<u>21,243,914</u>	<u>473,085</u>	<u>17,770,300</u>	<u>9,062,678</u>	<u>-</u>	<u>129,284,995</u>
Net Book Value December 31, 2023	<u>\$ 59,448,427</u>	<u>\$ 23,863,993</u>	<u>\$ 6,797,960</u>	<u>\$ 32,018,811</u>	<u>\$ 23,608,521</u>	<u>\$ 700,066</u>	<u>\$ 5,696,445</u>	<u>\$ 10,291,124</u>	<u>\$ 8,974,632</u>	<u>\$ 171,399,979</u>

COWICHAN VALLEY REGIONAL DISTRICT

**NOTES TO THE FINANCIAL STATEMENTS
FOR THE YEAR ENDED DECEMBER 31, 2024**

23) Short-term Debt

	Board Resolution	Maturity Dates	Originally Authorized	Principal Payment 2024	Net Balance December 31, 2024	Net Balance December 31, 2023
Administration - HVAC	21-208.2.1	2028	\$ 1,230,326	\$ 246,065	\$ 984,261	\$ 1,230,326
Administration - Roof	24-442 1	2029	369,386	-	369,386	-
Building Inspection - Vehicle	19-265.6.1	2024	29,410	3,270	-	3,270
Bylaw	19-265.6.2	2024	28,820	3,206	-	3,206
Com Parks - Area B - Basketball Court	23-344 2.1	2029	120,889	-	120,889	-
Com Parks - Area B - Land	20-327.5	2026	880,000	177,618	177,614	355,232
Cowichan Community Centre	22-330.4	2029	174,311	29,014	145,297	-
Cowichan Lake Recreation	20-63.1.3	2025	168,445	33,287	33,287	66,574
Fire Protection - North Oyster Fire Hall	19-345.6	2024	644,690	18,935	-	18,935
ISC Theatre - Theatre Upgrades	23-344 2.3	2029	122,979	-	122,979	-
KPR - Ice Resurfacer	19-159	2024	173,420	34,221	-	34,221
KPR - Interior Upgrades	19-159	2024	75,000	18,347	-	18,347
KPR - Parking Lot Improvements	20-244.1.3	2026	415,000	62,142	62,141	124,283
KPR - Utility Vehicle	19-159	2024	34,120	6,732	-	6,732
Parks & Trails - Portable Office	24-442 2	2029	18,016	-	18,016	-
Public Safety - SPU	19-225.2.2	2024	128,000	20,946	-	20,946
Regional Parks - CVT North Watts	23-344 2.2	2029	48,499	-	48,499	-
Regional Parks - Portable Office	24-442 3	2029	18,016	-	18,016	-
SLCC - Parking Lot	18-201	2026	173,325	35,765	33,483	69,248
SWM	20-63.1.5	2025	90,000	16,904	22,090	38,994
SWM - Excavator	22-485 1.2	2029	301,434	49,950	251,484	-
SWM - Loader	18-125.2.1	2024	147,550	16,710	-	16,710
SWM - Peerless Skid Steer	21-208.5	2027	88,951	15,569	52,102	67,671
SWM - Vehicle	22-330.6	2029	46,388	7,722	38,666	-
SWM - Vehicle	18-125.2.2	2024	41,010	4,561	-	4,561
			<u>\$ 800,964</u>	<u>\$ 2,498,210</u>	<u>\$ 2,079,256</u>	

**NOTES TO THE FINANCIAL STATEMENTS
FOR THE YEAR ENDED DECEMBER 31, 2024**

23) Short-term Debt (continued)

Debt bears interest at variable rates which are paid monthly.

The weighted average interest rate at December 31, 2024 was 5.10% (December 31, 2023 - 5.23%).

Regular principal payments are not required but debt must be paid within five years of borrowing.

DRAFT

COWICHAN VALLEY REGIONAL DISTRICT

**NOTES TO THE FINANCIAL STATEMENTS
FOR THE YEAR ENDED DECEMBER 31, 2024**

24) Long-term Debt

	L/A Bylaw	Term	Maturity Dates	Originally Authorized	Principal Payment 2024	Net Balance December 31, 2024	Interest Rate
Issued by the Municipal Finance Authority for the Regional District							
Cowichan Lake Recreation	3197	20	2029	2,500,000	\$ 145,382	\$ 818,932	2.25 %
Cowichan Lake Recreation	3197	20	2030	3,700,000	208,695	1,414,829	1.28 %
Cowichan Community Centre	2320	20	2024	2,500,000	191,054	-	2.85 %
Malahat Fire	3630	15	2028	265,000	19,786	86,320	4.52 %
Curbside Collection	3607	15	2028	1,600,000	119,468	521,175	4.52 %
Curbside Collection	3607	15	2029	175,000	12,440	70,070	4.52 %
Solid Waste Mgmt Complex	4105	20	2038	709,700	30,619	538,856	3.15 %
Solid Waste Mgmt Complex	3277	20	2038	300,000	12,943	227,782	3.15 %
Solid Waste Mgmt Complex	4105	20	2039	1,258,300	62,915	912,268	3.00 %
Solid Waste Mgmt Complex	3278	20	2030	590,000	33,278	225,608	1.28 %
Solid Waste Mgmt Complex	3277	20	2030	720,000	40,611	275,318	1.28 %
Solid Waste Mgmt Complex	3277	20	2033	780,000	39,681	425,834	4.52 %
Solid Waste Mgmt Complex	3727	20	2034	871,000	41,631	519,825	4.52 %
Arbutus Ridge Water	3287	20	2031	100,000	5,450	43,879	1.47 %
Carlton Water	3628	10	2024	50,000	5,927	-	3.00 %
Central Youbou Water	2665	25	2033	488,000	21,103	232,264	4.30 %
Dogwood Ridge Water	3281	25	2036	94,000	3,714	56,131	1.47 %
Douglas Hill Water	3383	20	2031	150,000	8,174	65,819	1.47 %
Fern Ridge Water	2995	20	2029	23,175	1,348	7,591	2.25 %
Honeymoon Bay Water	2973	20	2030	37,000	2,087	14,148	1.28 %
Honeymoon Bay Water	3981	15	2034	325,000	19,668	232,227	2.24 %
Lambourn Water	3062	20	2030	100,000	5,640	38,239	1.28 %
Satellite Park Water	3029	20	2029	160,000	9,304	52,412	2.25 %

COWICHAN VALLEY REGIONAL DISTRICT

**NOTES TO THE FINANCIAL STATEMENTS
FOR THE YEAR ENDED DECEMBER 31, 2024**

24) Long-term Debt (continued)

	L/A Bylaw	Term	Maturity Dates	Originally Authorized	Principal Payment 2024	Net Balance December 31, 2024	Interest Rate
Burnum Water	3708	25	2045	250,000	8,282	217,830	1.99 %
Shellwood Water	3625	20	2036	85,000	3,825	57,793	2.60 %
Youbou Water	2902	20	2030	120,000	6,769	45,886	1.28 %
Arbutus Mt Sewer	4233	20	2039	153,855	6,444	123,456	2.66 %
Arbutus Ridge Sewer	3289	20	2031	125,000	6,812	54,849	1.47 %
Arbutus Ridge Sewer	4146	25	2044	2,475,000	76,404	2,114,595	2.24 %
Brulette Place Sewer	3297	15	2029	24,713	1,757	9,895	3.00 %
Lambourn Sewer	3063	20	2030	150,000	8,461	57,358	1.28 %
Mesachie Lake Sewer	4151	25	2046	251,226	7,942	227,921	2.41 %
Grand Total					<u>\$1,167,614</u>	<u>\$ 9,689,110</u>	

**NOTES TO THE FINANCIAL STATEMENTS
FOR THE YEAR ENDED DECEMBER 31, 2024**

25) Financial risk

(a) Credit risk:

Credit risk refers to the risk that a counterparty may default on its contractual obligations resulting in a financial loss. The Regional District is exposed to credit risk with respect to the accounts receivable, cash and investments.

The Regional District assesses, on a continuous basis, accounts receivable and provides for any amounts that are not collectible in the allowance for doubtful accounts. The maximum exposure to credit risk of the Regional District at December 31, 2023 is the carrying value of these assets.

The carrying amount of accounts receivable is valued with consideration for an allowance for doubtful accounts. The amount of any related impairment loss is recognized in the statement of operations. Subsequent recoveries of impairment losses related to accounts receivable are credited to the statement of operations. The balance of the allowance for doubtful accounts at December 31, 2024 is \$0 (2023 - \$0).

There have been no significant changes to the credit risk exposure from 2023.

(b) Liquidity risk:

Liquidity risk is the risk that the Regional District will be unable to fulfill its obligations on a timely basis or at a reasonable cost. The Regional District manages its liquidity risk by monitoring its operating requirements. The Regional District prepares budget and cash forecasts to ensure it has sufficient funds to fulfill its obligations.

Accounts payable and accrued liabilities are generally due within 60 days of receipt of an invoice.

The contractual maturities of long-term debt are disclosed in note 13.

There have been no significant changes to the liquidity risk exposure from 2023.

(c) Market risk:

Market risk is the risk that changes in market prices, such as foreign exchange rates or interest rates will affect the Regional District's surplus or the value of its holdings of financial instruments. The objective of market risk management is to control market risk exposures within acceptable parameters while optimizing return on investment.

**NOTES TO THE FINANCIAL STATEMENTS
FOR THE YEAR ENDED DECEMBER 31, 2024**

25) Financial risk (continued)

(i) Foreign exchange risk:

The Regional District does not have any material transactions during the year or financial instruments denominated in foreign currencies at year end.

(ii) Interest rate risk:

Interest rate risk is the risk that the fair value of future cash flows or a financial instrument will fluctuate because of changes in the market interest rates.

The Regional District holds investments and short-term debt with variable interest rates which expose the Regional District to cash flow interest rate risk. The Regional District's long-term debt bears interest at a fixed rate and is subject to interest rate risk at the refinancing date.

There has been no change to the market risk exposure from 2023.

(d) Tariff Risk:

The imposition of U.S. tariffs on cross-border trade may result in increased costs for goods and services procured from U.S. suppliers, impacting operations and infrastructure projects. While the long-term impact remains uncertain, the Regional District is actively working to monitor and mitigate the risks and impacts of the tariffs by prioritizing Canadian and local suppliers, where feasible, while ensuring that spending within approved budgets is maintained.

COWICHAN VALLEY REGIONAL DISTRICT

NOTES TO THE FINANCIAL STATEMENTS FOR THE YEAR ENDED DECEMBER 31, 2024

26) Segment Disclosure

	General Government Services	Vancouver Island Regional Library	Transportation Services	Electoral Area Services	Protective Services	Parks and Recreation	Environmental Services	Sewer and Water Utilities	2024 Consolidated
Revenues									
Tax Requisition	\$ 5,916,511	\$ 2,823,397	\$ 3,137,111	\$ 5,802,277	\$ 5,437,153	\$ 27,327,583	\$ 8,711,574	\$ 81,751	\$ 59,237,357
User Fees	-	-	-	2,591	-	(28,695)	1,479,361	4,321,585	5,774,842
Parcel Taxes	-	-	-	36,200	-	19,750	-	3,152,899	3,208,849
Government Transfers - Provincial	918,734	-	251,639	558,941	1,409,721	789,679	196,755	51,413	4,176,882
Government Transfers - Federal	2,350,094	578	352	1,170	2,642	100,570	446,771	2,387	2,904,564
Services Provided Other Local Govt	-	-	-	-	65,315	-	-	-	65,315
Revenue from Own Sources	742,561	-	949,026	1,248,716	39,744	4,937,459	6,049,949	36,999	14,004,454
Other Revenue	607,415	-	5,648	(1,614)	952,711	775,430	899,406	1,580,235	4,819,231
Interest Income	2,556,431	-	-	20,359	202,614	403,786	62,787	173,522	3,419,499
Donations	-	-	-	-	53,960	800,100	-	-	854,060
Services Provided to Other Functions	52,863	-	-	268,205	-	(7,000)	(1,023,989)	709,921	-
	<u>13,144,609</u>	<u>2,823,975</u>	<u>4,343,776</u>	<u>7,936,845</u>	<u>8,163,860</u>	<u>35,118,662</u>	<u>16,822,614</u>	<u>10,110,712</u>	<u>98,465,053</u>
Expenses									
Operations and Maintenance	3,771,394	-	35,301	1,515,665	1,755,865	6,811,030	3,739,067	2,146,000	19,774,322
Wages and Benefits	7,591,824	-	219,726	3,550,415	1,404,484	12,422,988	4,159,566	2,393,021	31,742,024
Contract for Services	134,843	-	4,165,974	165,720	1,213,463	421,693	4,829,405	39,007	10,970,105
Landfill Closure/Post Closure Costs	-	-	-	-	-	-	82,102	-	82,102
Debt Charges - Interest	62,477	-	-	112	13,343	176,162	259,757	119,974	631,825
Contributions to Community Facilities	-	-	-	-	-	138,232	-	-	138,232
Grants to Organizations	768,104	-	-	446,341	-	5,842,964	-	-	7,057,409
Library Services	-	2,780,396	-	-	-	-	-	-	2,780,396
Fire and Recreation Services Provided by Other Governments	-	-	-	-	1,089,994	126,498	-	-	1,216,492
Amortization	148,776	-	-	80,671	599,643	2,599,049	978,930	2,648,835	7,055,904
Contributions to Third Party Capital	-	-	-	-	-	163,240	-	48,660	211,900
	<u>12,477,418</u>	<u>2,780,396</u>	<u>4,421,001</u>	<u>5,758,924</u>	<u>6,076,792</u>	<u>28,701,856</u>	<u>14,048,827</u>	<u>7,395,497</u>	<u>81,660,711</u>
Net Annual Surplus	<u>\$ 667,191</u>	<u>\$ 43,579</u>	<u>\$ (77,225)</u>	<u>\$ 2,177,921</u>	<u>\$ 2,087,068</u>	<u>\$ 6,416,806</u>	<u>\$ 2,773,787</u>	<u>\$ 2,715,215</u>	<u>\$ 16,804,342</u>

COWICHAN VALLEY REGIONAL DISTRICT

NOTES TO THE FINANCIAL STATEMENTS FOR THE YEAR ENDED DECEMBER 31, 2024

26) Segment Disclosure (continued)

	General Government Services	Vancouver Island Regional Library	Transportation Services	Electoral Area Services	Protective Services	Parks and Recreation	Environmental Services	Sewer and Water Utilities	2023 Consolidated
Revenues									
Tax Requisition	\$ 5,128,493	\$2,431,351	\$ 3,005,994	\$5,321,547	\$4,670,059	\$ 22,051,021	\$ 8,221,488	\$ 81,571	\$ 50,911,524
User Fees	-	-	-	2,519	-	(27,558)	1,341,638	3,946,264	5,262,863
Parcel Taxes	-	-	-	35,100	-	19,750	10,200	3,068,949	3,133,999
Government Transfers - Provincial	6,181,778	-	384,221	388,376	770,472	1,158,418	313,883	188,952	9,386,100
Government Transfers - Federal	2,215,331	550	375	1,179	254	53,716	145,497	15	2,416,917
Services Provided Other Local Govt	-	-	-	-	63,650	-	-	-	63,650
Revenue from Own Sources	715,698	-	900,753	1,076,119	38,705	4,626,622	5,620,478	42,593	13,020,968
Other Revenue	88,865	-	3,018	11,113	230,090	352,788	975,984	740,114	2,401,972
Interest Income	2,142,448	-	-	20,584	186,496	378,854	73,936	180,973	2,983,291
Donations	-	-	-	-	17,303	1,589,946	-	925,181	2,532,430
Services Provided to Other Functions	51,519	-	-	267,281	-	(14,871)	(1,013,780)	709,851	-
	<u>16,524,132</u>	<u>2,431,901</u>	<u>4,294,361</u>	<u>7,123,818</u>	<u>5,977,029</u>	<u>30,188,686</u>	<u>15,689,324</u>	<u>9,884,463</u>	<u>92,113,714</u>
Expenses									
Operations and Maintenance	3,173,790	-	56,344	1,307,302	1,559,928	6,070,084	3,899,273	1,923,329	17,990,050
Wages and Benefits	7,050,725	-	211,355	3,366,938	1,263,511	11,707,201	3,972,221	2,290,538	29,862,489
Contract for Services	162,340	-	4,007,938	153,097	535,248	403,505	4,802,829	48,534	10,113,491
Debt Charges - Interest	1,891	-	-	2,548	20,981	272,401	232,026	127,027	656,874
Contributions to Community Facilities	-	-	-	-	-	137,735	-	-	137,735
Grants to Organizations	372,500	-	-	446,883	-	2,200,758	10,200	-	3,030,341
Library Services	-	2,390,470	-	-	-	-	-	-	2,390,470
Fire and Recreation Services Provided by Other Governments	-	-	-	-	881,801	247,526	-	-	1,129,327
Amortization	210,018	-	-	69,050	526,701	2,446,694	925,076	2,363,930	6,541,469
Asset Retirement Obligation Revaluation	-	-	-	-	-	10,000	(123,213)	735,000	621,787
Contributions to Third Party Capital	-	-	-	-	-	64,800	-	23,852	88,652
	<u>10,971,264</u>	<u>2,390,470</u>	<u>4,275,637</u>	<u>5,345,818</u>	<u>4,788,170</u>	<u>23,560,704</u>	<u>13,718,412</u>	<u>7,512,210</u>	<u>72,562,685</u>
Net Annual Surplus	<u>\$ 5,552,868</u>	<u>\$ 41,431</u>	<u>\$ 18,724</u>	<u>\$1,778,000</u>	<u>\$1,188,859</u>	<u>\$ 6,627,982</u>	<u>\$ 1,970,912</u>	<u>\$2,372,253</u>	<u>\$ 19,551,029</u>

STATEMENT OF OPERATING SURPLUS BY FUNCTION
FOR THE YEAR ENDED DECEMBER 31, 2024
(Unaudited)

Function	2024	2023
General Government Services	\$ 11,294,170	\$ 12,385,502
Community Health Network	28,586	118,814
Administration Office	908,443	908,197
I.T. / H.R. / M.I.A. / G.I.S	395,236	395,236
Vancouver Island Regional Library	2,236	1,658
Commuter Transit	546,804	668,012
Transit	1,118,898	1,425,313
9-1-1	115,597	142,888
Grant in Aid	123,626	133,252
Environmental Services	1,569,499	1,286,086
Emergency Planning	1,459,785	1,139,442
Economic Development	455,679	482,014
Regional Tourism	253,958	48,177
Electoral Feasibility Studies	69,212	54,209
Electoral Area Services	270,706	195,298
Victim Services	183	181
Victim Services - West	16	16
Community Parks	2,280,555	1,666,273
Parks & Trails	206,547	242,020
Regional Parks	747,057	607,832
Kinsol Trestle	615,077	564,187
Bright Angel Park	137,601	83,285
South Cowichan Community Parks	7,438	9,731
Regional Parkland Acquisition	152	292,153
Animal Control	75,975	86,010
Building Inspection	655,635	674,992
Bylaw Enforcement	1,139,783	1,185,508
Community Planning	1,614,390	1,227,763
GM Land Use Services	37,075	13,027
North Oyster Fire Protection	440,994	136,960
Mesachie Lake Fire Protection	7,014	22,713
Sahtlam Fire Protection	386,397	321,936
Malahat Fire Protection	313,046	285,537
Eagle Heights Fire Protection	1,089	1,089
Honeymoon Bay Fire Protection	187,730	157,439
Youbou Fire Protection	425,313	364,559
Fire Services	61,500	-
GM Strategic Services	250,758	223,612
GM Operations	11,919	-
GM Community Services/Facilities	296,775	328,211
Regional Recreation	38,453	3,743

**STATEMENT OF OPERATING SURPLUS BY FUNCTION
FOR THE YEAR ENDED DECEMBER 31, 2024
(Unaudited)**

Function	2024	2023
Arts & Culture	20,142	96,176
Cowichan Lake Recreation	1,606,658	1,107,153
Kerry Park Recreation	695,954	934,089
Island Savings Centre	1,945,827	1,683,547
Theatre - Area A	13	9
Theatre - Area B	(38)	28
Cowichan Sportsplex - Area A	1	4
Mill Bay Recreation	221	555
Saltair Recreation	85,532	20,595
Lake Cowichan Activity Centre	112	113
Cowichan Aquatic Centre - Area E	(304)	-
Cowichan Aquatic Centre - Area F	3	3
Shawnigan Lake Community Centre	862,746	727,452
Cobble Hill Historical Society	3	3
Shawnigan Lake Historical Society	15	15
Senior Centre Grant	25	24
Kaatza Historical Society	32	32
Mill Bay/Malahat Historical Society	2	3
Cowichan Station Assoc - Area B	7	6
Nature and Habitat - Area I	9,782	6,822
Thetis Island Wharf	85,667	116,927
Thetis Island Boat Launch	11,147	10,147
Cowichan Lake Water Protection	17,362	12,720
Cowichan Housing Association	1,802,349	1,355,920
Safer Futures	48	48
Social Planning	87	87
South Cowichan Community Policing	29	32
Cowichan Community Policing	54,485	54,443
Cowichan Valley Hospice	97	97
Curbside Collection Garbage/Recycling	642,197	279,447
Solid Waste Management Complex	6,819,307	5,441,593
Cowichan Flood Management	725,871	610,777
South Cowichan Water Study Plan	57,067	57,067
Drinking Water & Watershed Protection	2,025,699	1,800,911
Liquid Waste Plan - Central Sector	452,330	442,239
Liquid Waste Plan - South Sector	61,533	75,658
Critical Street Lighting "A"	3,295	3,212
Critical Street Lighting "B"	4,677	4,418
Critical Street Lighting "C"	2,876	2,638
Critical Street Lighting "D"	3,543	2,570
Critical Street Lighting "E"	190	455

**STATEMENT OF OPERATING SURPLUS BY FUNCTION
FOR THE YEAR ENDED DECEMBER 31, 2024
(Unaudited)**

Function	2024	2023
Critical Street Lighting "I"	436	(4)
Mesachie Lake Street Lighting	1,308	1,429
Youbou Street Lighting	14,254	9,834
Brentwood College Street Lighting	84	67
Cowichan Bay Street Lighting	6,720	5,560
Honeymoon Bay Street Lighting	11,975	9,867
Mill Bay Street Lighting	(1,163)	(945)
Cobble Hill Street Lighting	3,976	3,646
Wilmot Road Street Lighting	15,812	15,411
Sentinel Ridge Street Lighting	14,385	12,582
Twin Cedars Street Lighting	13,644	11,064
Arbutus Mtn. Street Lighting	2,766	3,683
Mill Springs Street Lighting	24,614	23,850
Engineering Services	164,950	208,361
Engineering - Utilities	1,287,399	1,102,036
Asset Manager	5,460	5,638
Wilmot Road Drainage System	15,084	19,097
Sentinel Ridge Drainage System	19,526	21,203
Shawnigan Lake East Drainage System	8,735	8,227
Arbutus Mtn. Drainage System	12,578	11,388
Lanes Road Drainage System	23,321	21,958
Bald Mtn. Drainage System	19,765	17,593
Cobble Hill Drainage System	33,372	32,038
Arbutus Ridge Drainage System	96,783	81,195
Shawnigan Creek Cleanout System	29,919	28,874
Satellite Park Water System	74,778	68,625
Douglas Hill Water System	69,513	57,327
Lambourn Water System	177,098	137,323
Arbutus Mtn. Water System	16,327	7,170
Malahat Water System	52,528	48,387
Fern Ridge Water System	36,702	35,450
Bald Mtn. Water System	135,386	120,293
Dogwood Ridge Water System	5,253	32,342
Arbutus Ridge Water System	40,303	67,093
Carlton Water System	39,520	40,003
Shellwood Water System	6,246	5,574
Woodley Range Water System	29,089	32,862
Burnum Water System	53,462	51,629
Mesachie Lake Water System	(2,227)	9,147
Shell Beach Water	61,446	-
Shawnigan Village Water System	250,007	-

STATEMENT OF OPERATING SURPLUS BY FUNCTION
FOR THE YEAR ENDED DECEMBER 31, 2024
(Unaudited)

Function	2024	2023
Saltair Water System	1,283,366	803,291
Central Youbou Water Debt	59,515	55,367
Youbou Water System	246,246	261,621
Honeymoon Bay Water System	119,097	141,665
Honeymoon Bay (S.C.) Water System Debt	3,372	2,583
Honeymoon Bay Water (well 2) Debt	15,173	11,628
Cherry Point Estates Water System	26,442	24,050
Shawnigan Lake North Water System	621,216	599,418
Shawnigan Lake Weir	12,042	10,231
Kerry Village Water System	45,161	34,497
Cowichan Bay Sewer System	675,558	584,988
Brulette Place Sewer System	73,103	65,740
Sentinel Ridge Sewer System	111,634	88,889
Lambourn Sewer System	63,171	29,262
Arbutus Mtn. Sewer System	52,120	34,180
Malahat Sewer System	53,895	47,915
Mesachie Lake Sewer System	108,313	106,709
Bald Mtn. Sewer System	102,703	95,991
Cobble Hill Sewer	35,672	(23,670)
Mill Springs Sewer System	(28,088)	66,913
Arbutus Ridge Sewer System	465,539	452,422
Eagle Heights Sewer System	469,947	401,096
Maple Hill Sewer System	76,259	70,454
Shawnigan Beach Estates Sewer System	423,119	378,512
Kerry Village Sewer System	71,105	60,320
Youbou Sewer System	128,269	116,439
Operating Fund Surplus Balance	54,732,579	49,618,957
Community Works Reserve Balance	8,531,283	9,115,988
Operating Fund Balance	\$ <u>63,263,862</u>	\$ <u>58,734,945</u>

**SCHEDULE OF COVID RESTART GRANT FOR
THE YEAR ENDED DECEMBER 31, 2024**

Opening Balance, December 31, 2023 \$ 75,729

Eligible Costs Incurred:

General Government Services (8,676)

Total Eligible Costs Incurred Ending
Balance, December 31, 2024 (8,676)
\$ 67,053

DRAFT

**SCHEDULE OF GROWING COMMUNITIES FUND GRANT
FOR THE YEAR ENDED DECEMBER 31, 2024**

Opening Balance, December 31, 2023 \$ 5,649,000

Eligible Costs Incurred:

Upgrade Cowichan Community Centre	(50,000)
Cowichan Valley Trail - Waters Road Bridge	(150,000)
Cowichan Valley Trail - McGee Creek Trestle	(542)

Total Eligible Costs Incurred Ending	<u>(200,542)</u>
Balance, December 31, 2024	<u>\$ 5,448,458</u>

**SCHEDULE OF HOUSING INITIATIVES FUND GRANT
FOR THE YEAR ENDED DECEMBER 31, 2024**

Opening Balance, December 31, 2023 \$ 0

Eligible Costs Incurred:

Housing Initiatives Funds Grant received in 2024 323,554

Total Eligible Costs Incurred (202,558)

Ending Balance, December 31, 2024 \$ 120,996

**COWICHAN VALLEY REGIONAL DISTRICT
DIRECTOR REMUNERATION AND EXPENSES
YEAR ENDED DECEMBER 31, 2024**

Director	Position	Remuneration	Expenses Note 1
Segall, K.	Chair - Director - Area A	57,770.49	13,263.96
Acton, S.	Director - Area B	50,190.31	3,208.39
Wilson, M.	Director - Area C	49,997.99	8,083.88
Abbott, H.	Director - Area D	50,094.15	13,615.39
Nicholson, A.	Director - Area E	50,094.31	2,791.60
Morrison, I.	Director - Area F	58,380.61	18,443.14
McClinton, J.	Director - Area G	49,997.99	7,892.45
Maartman, B.	Director - Area H	50,094.31	5,257.69
Deck, K.	Director - Area I	49,997.99	5,928.53
Staples, M.	Director - Duncan	22,219.16	-
Stone, A.	Chair - Director - Ladysmith *	43,246.91	1,365.00
McKay, T.	Director - Ladysmith	2,793.90	127.55
McGonigle, T.	Vice Chair - Director - Lake Cowichan	22,123.00	934.67
Douglas, R.	Director - North Cowichan	22,026.68	-
Istace, C.	Director - North Cowichan	22,173.56	127.55
Justice, C.	Director - North Cowichan	22,026.68	127.55
Toporowski, D.	Director - North Cowichan **	15,722.94	48.00
Calijouw, M.	Director - North Cowichan	6,634.32	127.55
Salmon, B.	Alternate - Area A	154.63	-
Champ, A.	Alternate - Area B	3,556.49	-
Olive, K.	Alternate - Area D	2,628.71	-
Lauckner, Z.	Alternate - Area E	463.89	-
Smith, R.	Alternate - Area G	1,237.04	-
Marcotte, B.	Alternate - Area H	309.26	-
Tatham, J.	Alternate - Area I	1,082.41	-
Duncan, T.	Alternate - Duncan	1,231.82	-
Vomacka, L.	Alternate - Lake Cowichan	618.52	-
Manhas, T.	Alternate - North Cowichan	2,474.08	-
Stevens, A.	Alternate - Town of Ladysmith	2,886.21	-
		\$ 662,537.62	\$ 81,342.90

Note 1

Expenses include travel, conference, and mileage expenses.

* Chair/Director term with the CVRD ended in November 2024

** Director term with the CVRD ended in November 2024

**COWICHAN VALLEY REGIONAL DISTRICT
EMPLOYEE REMUNERATION AND EXPENSES
YEAR ENDED DECEMBER 31, 2024
EARNINGS GREATER THAN \$75,000**

Employee	Position	Remuneration Note 1	Expenses Note 2
Aikenhead, A.	Human Resources Consultant	124,313.78	42.29
Allen, D.	Payroll Coordinator	100,030.80	-
Anderson, G.	Building /Plumbing Official I /Bylaw Enforcement Officer	88,505.47	228.45
Armitage, D.	Assistant Technical Director	85,292.05	-
Barker, M.	Operations Attendant	80,535.12	-
Bates, C.	GIS Developer/Analyst	89,079.48	-
Berscheid, L.	Environmental Technologist I	78,777.95	-
Birch, K.	Utilities Operator II	96,188.23	2,355.76
Bowen, T.	Chief Financial Officer (Manager) Finance Division	166,775.23	14,331.50
Boyd, A.	Deputy Corporate Officer	84,949.58	2,396.01
Boyles, S.	Administration & Facility Booking Coordinator	156,846.38	-
Breen, C.	Manager Strategic Initiatives	147,237.69	74.63
Brown, D.	Capital Projects Coordinator - Facilities	100,281.60	459.50
Bryski, S.	Chief Building /Plumbing Official /Bylaw Enforcement Officer	108,665.60	935.19
Buchan, R.	Planner III	103,057.46	60.63
Butler, J.	Equipment Operator II	77,079.98	-
Challender, S.	Operations Attendant	81,488.76	-
Chesher, K.	Wellness & Safety Assistant	80,562.71	1,587.32
Chrisanthopoulos, K.	Executive Assistant-Community Services	81,545.31	6,489.42
Coleman, B.	Manager- Facility Operations (North/Central Cowichan)	122,999.39	1,413.76
Coles, W.	Senior Systems Technician Ryan	90,315.95	539.20
Convery, C.	Systems Support Technician	77,575.18	308.21
Daugenet, L.	Senior Engineering Technologist	99,804.06	1,307.70
Davey, A.	Recreation Programmer II	79,253.34	-
Dhami, R.	Senior Operator	122,381.91	3,747.46
Dias, R.	Manager Parks Operations	128,345.86	-
Diver, A.	Manager Emergency Operations & Planning	162,662.83	4,439.48
Doege, P.	Procurement Specialist	89,075.82	1,040.33
Douglas, C.	Operations Attendant Lead Hand	96,686.37	-
Doyle, P.	Maintenance/Grounds Keeper	78,996.93	-
Dubyna, J.	Planner II	100,147.36	38.84
Dunaway, J.	Recycling Facility Leader V	84,417.74	-
Early, J.	Operations Attendant	81,228.39	-
Elzinga, J.	GM Community Services Department	204,495.04	3,193.18
Etherington, T.	Manager Water Operations	83,766.68	3,185.30
Fairfield, H.	Operations Attendant Lead Hand	104,132.33	-
Farquhar, B.	Senior Manager Parks & Trails	147,381.46	-
Ferguson, A.	Office Coordinator	98,308.51	1,288.14
Forrest, N.	Manager - Asset Systems	121,800.38	6,301.45
Garrett, A.	Planning Coordinator	111,551.06	60.63
Grant, R.	GIS Supervisor	100,894.05	59.28
Grieder, M.	Manager Emergency Communications	149,321.04	763.04
Harris, R.	Manager Bylaw Enforcement	107,998.34	722.24
Harrison, A.	Manager of Financial Operations	116,218.92	3,473.20
Hartmann, B.	Recycling Facility Leader V	84,336.38	-
Hayes, S.	Transit Assistant	75,771.30	-
Heyes, C.	Recreation Programmer II	76,213.40	-
Hulti, M.	Human Resources Consultant	122,912.27	-
Hutt, J.	GIS Technician I	78,119.77	101.47
Jackman, J.	OHS Administrative Assistant	78,626.50	657.99
Jackson-Renz, E.	Environmental Services Technician	82,416.14	51.21
Johnson, M.	Manager – Facility Operations (West Cowichan)	126,296.98	69.38
Johnston, R.	Legislative Assistant	82,744.23	-
Kjerulf, A.	General Manager Land Use Services Department	193,397.92	6,912.89
Kletchko, A.	Environmental Technologist II	84,551.12	230.40
Knodel-Joy, L.	Senior Engineering Technologist	100,314.35	1,188.76
Kross, A.	Senior Corporate Records Analyst	110,226.67	2,181.27
Lawrence, K.	Senior Environmental Analyst	104,806.80	964.01
Layseca, J.	Programs & Marketing Coordinator	100,031.00	-
Leblanc, P.	Manager Arts & Culture Division	126,973.07	332.11
Lendrum, R.	Operations Attendant Lead Hand	104,634.08	-
Liddle, A.	Manager – Facility Operations (South Cowichan)	123,133.88	-
Liddle, K.	Manager South Cowichan Rec	148,734.82	53.62
Litchfield, N.	Utility Operator II	106,780.90	2,164.60
Liu, Y.	Manager - Procurement	107,573.74	2,754.35
Lochran, M.	Engineering Technologist III	88,489.22	3,881.71
Luckhurst, S.	Bylaw Enforcement Officer	83,923.51	1,608.18
MacDonald, I.	Building Inspection & Bylaw Enforcement	144,953.12	2,620.42
Macpherson, T.	Utility Operator II	79,065.31	-
Malones, M.	Utilities Operator II	104,182.50	-
Malyk, S.	Accounting Analyst	82,257.05	-
Marlow, R.	Operations Attendant	80,905.36	-

**COWICHAN VALLEY REGIONAL DISTRICT
EMPLOYEE REMUNERATION AND EXPENSES
YEAR ENDED DECEMBER 31, 2024
EARNINGS GREATER THAN \$75,000**

McCooley, M.	Administration & Facility Booking Coordinator	133,641.82	-
McDonald, C.	Parks Operations Technician	75,706.30	-
McKinlay, S.	Recreation Programmer II	76,512.76	-
Michaluk, C.	Operations Attendant	80,925.13	-
Miller, M.	Capital Projects Coordinator - Parks	82,224.85	34.05
Miller, W.	Equipment Operator II	76,788.13	-
Mohan, B.	GM Corporate Services	192,089.83	3,467.01
Molyneaux, J.	Electrical & Instrumentation Technician	131,098.14	948.40
Mooney, D.	GM Operations	183,018.79	11,688.71
Moore, J.	Senior Environmental Analyst	113,892.19	3,000.53
Morano, N.	Bylaw Enforcement Officer	88,028.78	1,956.52
Murry, P.	Parks Ranger II	84,262.12	-
Myles Wilson, D.	Chief Administrative Officer	227,174.77	10,452.64
Nahirnick, C.	Building Maintenance/ Ice Maker II	76,709.79	-
Nelson, A.	Executive Coordinator	110,787.57	175.90
Nott, R.	Assistant Technical Director	76,467.48	-
Olsen, B.	Systems Technician I	89,583.95	461.44
O'Riordan, B.	Manager Economic Development	110,269.77	-
Paydli, I.	Senior Manager, Human Resources	161,231.64	4,260.56
Phelan, P.	Building /Plumbing Official III / Bylaw Enforcement Officer	94,658.45	1,729.35
Postings, C.	Deputy Chief Administrative Officer / GM Strategic Services	210,278.28	4,254.72
Pressman, M.	Manager Development Services	130,916.15	60.62
Queen, N.	Engineering Technologist I	84,662.00	-
Raimondo, S.	Senior Systems Technician	111,580.69	364.33
Rallis, N.	Special Programs Assistant	78,606.94	-
Rehwal, E.	GIS Technician II	83,143.83	67.25
Reid, T.	Fire Smart Coordinator	94,001.79	-
Richter, T.	Utilities Operator II	75,142.49	-
Rigby, J.	Programs and Events Coordinator	112,837.99	-
Risto, C.	Operations Attendant	87,958.62	-
Robins, P.	Corporate Officer (Manager) Legislative Services	174,758.66	434.09
Rondeau, R.	Transit Analyst	94,337.75	-
Rose, A.	Utilities Operator II	98,216.99	2,917.58
Ross-Smith, T.	Water / Wastewater Labourer	83,169.12	389.99
Runzer, M.	Licensed Child Care Coordinator	87,623.97	-
Sarady, I.	Senior Manager Recycling & Waste Management	125,559.24	727.94
Schrik, R.	Utilities Operator II	92,737.58	1,058.00
Schumacher, K.	Manager Communications and Engagement Volunteer	124,621.54	1,211.34
Scott, B.	Operations Attendant/ Groundskeeper I	81,491.10	-
Seeliger, D.	Recreation Programmer II	81,282.76	-
Shewchuk, G.	Building /Plumbing Official II /Bylaw Enforcement Officer	92,196.85	1,257.10
Simmons, R.	Technical Director	134,047.00	-
Smith, B.	Safety Officer	122,785.00	4,037.26
Smith, C.	Utilities Operator II	92,533.75	1,015.30
St.Amand, D.	Operations Attendant	83,963.35	-
Stevens, D.	Manager Solid Waste Operations	125,083.90	276.55
Stone, G.	Operations Attendant	78,883.15	-
Stone, T.	Janitor Lead Hand	76,663.04	-
Sutherland, D.	Utilities Operator I	91,368.31	191.89
Tanner, T.	Senior Environmental Technologist	97,652.87	-
Taylor, B.	Economic Development Analyst	95,881.63	-
Thomson, V.	Senior Manager Utilities	137,762.38	2,223.70
Tingey, B.	Parks Operations Technician	84,351.02	-
Tippett, M.	Manager Community Planning	152,294.30	60.63
Tucker, J.	Recreation Programmer II	77,568.91	735.00
Vandendungen, M.	Parks & Trails Planner	96,153.67	-
Vezerian, K.	Manager, Human Resources Client Advisory Services	124,245.90	481.33
Virtanen, L.	Payroll Assistant	79,021.06	-
Wainwright, R.	Senior Manager Emergency Management	152,966.11	2,567.61
Wakeham, J.	Senior Manager Facilities & Transit	134,007.45	3,472.32
Waldron, L.	Communications Coordinator	86,721.95	199.99
Walker, M.	Parks & Trails Planner	95,679.25	-
Warwick, D.	Soil Deposit Bylaw Officer	101,927.47	2,065.64
Watt, L.	Recycling Facility Attendant I	78,511.39	-
Williams, D.	Manager Cowichan Lake Recreation	125,380.69	142.05
Williams, D.	Building / Plumbing Official II / Bylaw Enforcement Officer	91,822.45	974.03
Williams, R.	Manager Cowichan Community Centre	136,699.36	53.62
Williams, T.	Engineering Technologist III	82,390.27	852.60
Wilson, B.	Parks Operations Coordinator	100,863.38	-
Wilson-Delawsky, S.	Recreation Programmer II	76,380.39	-
Woods, R.	Planner I	93,338.16	-
Worth, C.	Benefits Administrator	90,644.36	-
Wright, L.	Planning Coordinator	126,348.14	73.13
Zaharia, J.	Senior Accounting Analyst	89,576.15	1,998.13

Subtotal	15,457,056.32	158,953.36
Consolidated total of employees earning less than \$75,000	9,616,690.51	14,515.21
Total Remuneration and Expenses for Employees	\$ 25,073,746.83	\$ 173,468.57

**COWICHAN VALLEY REGIONAL DISTRICT
EMPLOYEE REMUNERATION AND EXPENSES
YEAR ENDED DECEMBER 31, 2024
EARNINGS GREATER THAN \$75,000**

Reconciliation:

Schedule of Remuneration for Elected Officials	\$ 662,537.62
Schedule of Remuneration for Employees	<u>25,073,746.83</u>
Subtotal:	<u>25,736,284.45</u>
Variance	<u>6,005,739.55</u>
Total Personnel Costs as per Consolidated Financial Statements	<u>\$ 31,742,024.00</u>

Note 3

Note 1

Remuneration includes the sum of gross salary plus the value of taxable benefits.

Note 2

Expenses includes costs such as mileage to meetings, conference, professional accreditation, and membership fees. These expenses "... are not limited to expenses that are generally perceived as prerequisites or bestowing personal benefit, and may include expenditures required for employees to perform their job functions".

Note 3

The schedule of remuneration is based on actual payments made during 2024. This figure differs significantly from the expenses recorded in the financial statements which are reported on an accrual basis and include all wages and benefits accruing to staff.

DRAFT

Cowichan Valley Regional District

SCHEDULE OF GUARANTEE AND INDEMNITY AGREEMENTS

The Cowichan Valley Regional District has not given any guarantees or indemnities under the Guarantees and Indemnities Regulation.

DRAFT

Cowichan Valley Regional District
STATEMENT OF SEVERANCE AGREEMENT

There was one severance agreement under which payment commenced between the Cowichan Valley Regional District and its non-unionized employees during fiscal year 2024.

This agreement represents 8 months of compensation.

“Compensation” is defined as salary plus benefits.

DRAFT

**COWICHAN VALLEY REGIONAL DISTRICT
SUPPLIER PAYMENTS
YEAR ENDED DECEMBER 31, 2024
PAYMENTS GREATER THAN \$25,000**

Supplier	Total
1165323 BC LTD dba AMROK SERVICES	42,297.68
1237455 BC LTD dba ONSIGHT TREE SERVICES	100,786.93
3D ELECTRICAL SERVICES	55,751.95
ACE INA LIFE INSURANCE	26,048.67
AGRARIANS FOUNDATION	30,000.00
ALLTERRA CONSTRUCTION LTD	61,400.00
ALPHA STRATEGY MEDIA INC	83,488.14
AMAZON.CA	42,449.43
ANDERSON GORDON dba ANDERSON CUSTOM FIRE	34,969.93
ANDREW SHERET LIMITED	34,407.48
APEX LANDSCAPE LTD.	25,974.20
ARRAY STUDIOS INC	45,831.75
ARROW SMITH CARLSON INDUSTRIES INC.	26,399.25
ASSOCIATED FIRE SAFETY EQUIPMENT	103,084.94
AWC WATER SOLUTIONS	25,760.00
B & C FOOD DISTRIBUTORS	46,994.04
BC AQUIFER WATER SERVICES	30,658.32
BC HYDRO	1,098,476.24
BC TRANSIT	3,118,505.81
BEAVER ELECTRICAL MACHINERY LTD.	38,065.44
BLACK PRESS GROUP LTD	66,681.75
BONE CREATIVE	44,678.10
BRITCO BOXX LP	43,606.58
BROGAN FIRE & SAFETY	124,688.62
BUNZL CANADA INC	169,878.80
BUREAU VERITAS CANADA (2019) INC.	87,970.00
CABIN OPERATIONS LTD	102,357.66
CANADIAN BRASS PUBLICATIONS	26,250.00
CANADIAN CORPS OF COMMISSIONAIRES	134,738.61
CANADIAN LINEN SUPPLY	30,693.85
CANADIAN TIRE	33,025.76
CANOE PROCUREMENT GROUP OF CANADA	28,128.76
CASCADE ROOFING & EXTERIORS	568,832.99
CASCARA CONSULTING ENGINEERS LIMITED	26,985.82
CDW CANADA	183,455.37
CENTRAL CONSTRUCTION SUPPLY DBA TALL TREE	25,089.33
CENTRAL UTILITY SERVICES	57,559.64
CENTRALSQUARE CANADA SOFTWARE INC	43,666.47
CHARTER TELECOM INC	139,734.04
CHRISTIE LITES SALES LTD	77,519.20
CIMCO REFRIGERATION A DIVISION OF TOROMONT	708,473.99
CIP MODULAR	71,248.50
CITY OF DUNCAN	455,822.38
CITY OF NANAIMO	25,015.95
CITYSPACES CONSULTING LTD	31,454.07
CIVICPLUS	58,453.33
COASTAL ANIMAL CONTROL SERVICES OF BC	154,875.00
COBBLE HILL LANDSCAPING LTD	41,319.63
COMMERCIAL TRUCK EQUIPMENT CORP	27,007.52
COPPERTOP HOLDINGS LTD	70,192.24
CORPORATE EXPRESS	68,491.99
COWICHAN HOUSING ASSOCIATION	768,104.19
COWICHAN MUSICAL SOCIETY	97,080.55
COWICHAN SYMPHONY SOCIETY	36,461.35
COWICHAN VALLEY ARTS COUNCIL	44,188.87
COWICHAN VALLEY HOSPICE SOCIETY	56,719.80
CULLEN DIESEL POWER LTD	42,365.15
CUPE LOCAL 358	234,271.84
CUTTING EDGE ENTERPRISES LTD	1,765,582.05
D.L BINS & FISHER ROAD RECYCLING	972,228.44
D.L. BINS LTD	45,111.20
DENBOW	28,480.55
DIALOG BC ARCHITECTURE ENGINEERING INTERIOR	71,192.43

**COWICHAN VALLEY REGIONAL DISTRICT
SUPPLIER PAYMENTS
YEAR ENDED DECEMBER 31, 2024
PAYMENTS GREATER THAN \$25,000**

Supplier	Total
DISTRICT MUNICIPALITY OF NORTH COWICHAN	774,313.91
DRILLWELL ENTERPRISES (1982) LTD	32,346.30
DUNCAN DYNAMICS GYMNASTICS	41,459.23
EASY LIVING LANDSCAPING (606550 BC LTD)	814,640.26
EB HORSMAN & SON	46,946.96
EBBWATER CONSULTING	51,860.26
ECOPLAN INTERNATIONAL INC	39,731.08
EECOL ELECTRIC CORP	70,449.08
EGOV SOLUTIONS INC	117,806.70
EH EMERY ELECTRIC LTD	96,786.00
ERGOCENTRIC	60,563.50
ESRI CANADA LIMITED	59,431.75
EXCHANGE HOTEL VANCOUVER	27,129.03
FBM PLUMBING & HEATING	29,584.46
FINNING CANADA	25,625.74
FOOTPRINTS SECURITY PATROL INC	98,574.96
FORTISBC - NATURAL GAS	94,729.88
FRONTIER POWER PRODUCTS LTD	40,156.71
FULCRUM EXECUTIVE COACHING	57,644.95
G&G ROOFING	2,114,521.27
GAP WIRELESS INC DBA NWS CANADA	53,624.71
GARDAWORLD CASH SERVICES CANADA CORPORATION	35,583.29
GEE DAN PRODUCTIONS	52,267.65
GFL ENVIRONMENTAL INC	499,052.38
GNR ENTERTAINMENT INC	26,773.74
GRANICUS CANADA HOLDINGS	51,809.74
GRAPHIC OFFICE INTERIORS LTD	88,551.92
GREATARIO INDUSTRIAL STORAGE	76,335.50
GREEN COAST CONTRACTING INC	95,473.72
HAPPY CITIES STUDIO INC	84,229.20
HOME DEPOT CREDIT SERVICES	55,846.68
ICBC C/O LMG INSURANCE	110,352.20
ICONIX WATERWORKS LIMITED PARTNERSHIP	1,043,656.43
INFO-TECH RESEARCH GROUP INC	35,647.60
ISLAND CHEVROLET.BUICK.GMC	189,974.11
ISLAND CORRIDOR FOUNDATION	38,250.00
ISLAND FORD - DFS MOTORS LTD	99,195.34
ISLANDER ENGINEERING	40,404.43
JAMES EXCAVATING LTD	26,860.05
JONES COATINGS	25,200.00
KERR WOOD LEIDAL	29,622.34
KITT EQUIPMENT LTD	85,258.33
KONE INC	40,796.03
KPMG LLP	57,920.68
L.B. ENTERPRISES	62,429.44
LEON SIGNS LTD	48,279.65
LICKER GEOSPATIAL CONSULTING	239,216.41
LIDSTONE & COMPANY BARRISTERS & SOLICITORS	111,871.77
LIONS GATE CONSULTING	73,699.16
LISE CINDY	105,026.81
LOCAL GOVERNMENT MANAGEMENT ASSOC	47,059.98
LOOKOUT HOUSING	87,777.39
MANULIFE FINANCIAL	1,857,607.52
MARPOLE TRANSPORT LTD	1,512,018.48
MCELHANNEY LTD.	162,993.11
MDI LANDSCAPE ARCHITECTS	30,382.73
MICROSOFT CANADA INC	100,540.47
MID ISLAND CONSUMER CO-OP	25,560.53
MILESTONE EQUIPMENT CONTRACTING INC	661,654.97
MILL BAY COMMUNITY LEAGUE	55,921.14
MINISTER OF FINANCE - EMPLOYER HEALTH TAX	524,494.68
MODUS	65,475.97
MORRISON HERSHFIELD LIMITED	225,101.55
MUNICIPAL FINANCE AUTHORITY	7,619,896.07
MUNICIPAL INSURANCE ASSOCIATION OF BC (MIABC)	877,131.67
MUNICIPAL PENSION PLAN	3,568,423.94
MYRA SYSTEMS CORP.	291,624.42
NEILSON STRATEGIES INC	37,900.79
NORS CONSTRUCTION EQUIPMENT GREAT WEST	42,660.54
NORTH ISLAND 9-1-1 CORPORATION	400,146.34
NORTHWEST HYDRAULIC CONSULTANTS	87,641.64
PACIFIC COASTCOM	30,684.16
PACIFIC INDUSTRIAL & MARINE LTD	188,632.50
PAQUETTE PRODUCTIONS	35,836.52
PARHAR HOLDING LTD	55,986.88
PEASI	52,080.00
PENINSULA CO-OP	102,690.79
PER KRISTENSEN CONSULTING	87,543.75
PERFECTMIND INC	29,394.40
PITNEY WORKS	29,060.00
PONTIOUS CONTRACTING LTD	130,741.83
PSD CITYWIDE INC	107,703.44
PULVER CRAWFORD MUNROE LLP	62,110.62
RAMTECH ENVIRONMENTAL PRODUCTS	33,337.51
RC STRATEGIES INC	61,744.88

**COWICHAN VALLEY REGIONAL DISTRICT
SUPPLIER PAYMENTS
YEAR ENDED DECEMBER 31, 2024
PAYMENTS GREATER THAN \$25,000**

Supplier	Total
RECEIVER GENERAL	7,202,119.31
RED DRAGON CONSULTING LTD BC1176309	105,000.00
REGIONAL DISPOSAL COMPANY	3,100,429.02
REGIONAL DISTRICT OF NANAIMO	231,283.79
REVELATION SECURITY SERVICES INC.	190,206.82
RICHMOND ELEVATOR MAINTENANCE LTD	185,541.87
RICOH CANADA INC	30,613.30
RIMKUS CONSULTING GROUP CANADA INC	97,618.29
ROLLINS MACHINERY LIMITED	38,803.62
RONA INC	36,669.71
RYLER HOLDINGS LTD	85,847.16
SALMON CONSTRUCTION LTD	30,061.50
SAVE-ON-SEPTIC SERVICES INC	287,881.94
SHANTERO PRODUCTIONS INC	32,155.40
SHAW CABLESYSTEMS G.P.	113,931.59
SHUR-POWER ELECTRIC LTD	52,932.57
SIGMA SAFETY CORP.	44,202.55
SLR CONSULTING (CANADA) LTD	79,963.75
SOFTCHOICE LP	127,217.67
SOMA ELECTRICAL SYSTEMS LTD	53,846.68
SOUTH VANCOUVER ISLAND ASSESSMENT & RESOURCE	34,574.25
SPECTRE SECURITY INC	170,874.37
SSD SAWMILL SALES DIRECT LTD	56,764.41
STANTEC CONSULTING LTD	646,581.29
STEWART MCDANNOLD STUART	89,005.73
STEWART MCDANNOLD STUART IN TRUST	5,729,121.13
STONE PACIFIC CONTRACTING LTD	89,047.98
SUNCOR ENERGY PRODUCTS PARTNERSHIP - WHOLESALE	212,454.14
SUPERIOR PROPANE	71,082.94
SUREPOINT TECHNOLOGIES GROUP LTD	47,342.21
SYSCO VICTORIA	37,780.52
TELUS	116,467.51
TELUS COMMUNICATIONS INC.	61,958.40
TELUS MOBILITY	121,393.28
TEST RIGHT RIGGING LTD	348,352.83
TETRA TECH CANADA INC	43,623.82
THERMOPROOF WINDOWS & DOORS	44,721.13
THOUGHTSTORM INCORPORATED	127,764.00
TOURISM COWICHAN SOCIETY	537,010.08
TOWER FENCE PRODUCTS LTD	29,270.50
TOWN OF LADYSMITH	320,033.96
TOWN OF LAKE COWICHAN	479,122.27
UBCM	28,139.69
ULINE	37,546.34
UNITED RENTALS OF CANADA INC	28,840.56
UNITED STEELWORKERS 1-1937	66,153.37
VANCOUVER ISLAND REGIONAL LIBRARY	3,378,613.50
VELOCITY TRUCK dba P & R TRUCK CENTRE	83,483.32
VERNON CHRYSLER DODGE LTD	61,803.75
VICTORIA MOBILE RADIO LTD	54,300.78
VISTA RADIO LTD.	28,656.60
WARM VALLEY CONTRACTING LTD	72,750.60
WASP MANUFACTURING LTD	78,054.91
WASTE CONNECTIONS OF CANADA	27,399.02
WATER ON WHEELS LTD	30,418.75
WHITE PACIFIC SERVICES INC	55,440.98
WILLIAMS RYAN P dba R&H WILLIAMS TRUCKING	80,810.49
WORKSAFE BC	678,911.52
WSP CANADA GROUP LIMITED	104,002.45
YENDOR LOGGING	66,783.05
YOUNG ANDERSON BARRISTERS & SOLICITORS	114,575.26
Total paid to suppliers who received aggregate payments of greater than \$25,000	\$ 67,145,463.35
Consolidated total paid to suppliers who received aggregate payments of \$25,000 or less	5,690,059.77
TOTAL PAID TO SUPPLIERS	\$ 72,835,523.12
Consolidated total of grants exceeding \$25,000	738,834.00
Consolidated total of contributions exceeding \$25,000	6,084,303.00
Consolidated total of all grants and contributions exceeding \$25,000	\$ 6,823,137.00
Total Grants, Contributions and Supplier Payments	\$ 79,658,660.12

The schedule of payments is a "cash basis" listing and therefore the total will differ significantly from the expenditures in the consolidated financial statements which are reported for the most part on an accrual basis resulting in timing differences. Furthermore, there are disbursements on this report which are not considered expenditures for financial statement purposes including payments made to other taxing authorities, employee payroll deductions and debt principal repayments.

**COWICHAN VALLEY REGIONAL DISTRICT
YEAR ENDED DECEMBER 31, 2024
PAYMENTS EXCEEDING \$25,000 FOR THE PURPOSES
OF GRANTS OR CONTRIBUTIONS**

Grants

COWICHAN AQUATICS	48,527.00
COWICHAN BAY IMPROVEMENT DISTRICT	53,500.00
COWICHAN LAKE COMMUNITY SERVICES	57,087.00
COWICHAN VALLEY HOSPICE SOCIETY	61,000.00
COWICHAN WOMEN AGAINST VIOLENCE SOCIETY	29,845.00
LADYSMITH RECREATION	43,384.00
SHAWNIGAN COBBLE HILL FARMERS INSTITUTE	25,000.00
SHAWNIGAN LAKE HISTORICAL SOCIETY	149,495.00
SOCIAL PLANNING COWICHAN SOCIETY	50,000.00
SOUTH COWICHAN COMMUNITY POLICING ADVISORY SOCIETY	220,996.00
	<u>738,834.00</u>

Contributions

COWICHAN GREEN COMMUNITY	30,000.00
COWICHAN SPORTSPLEX - REGIONAL RECREATION	500,022.00
COWICHAN STATION AREA ASSOCIATION	39,074.00
COWICHAN TRIBES	68,040.00
COWICHAN WATERSHED SOCIETY	77,000.00
DISTRICT MUNICIPALITY OF NORTH COWICHAN - REGIONAL RECREATION	3,510,027.00
KAATZA HISTORICAL SOCIETY	29,441.00
TOWN OF LADYSMITH - REGIONAL RECREATION	1,718,067.00
VICTIM SERVICES	112,632.00
	<u>6,084,303.00</u>

Total Grants and Contributions

\$ 6,823,137.00